

University of Rajshahi

Rajshahi-6205

Bangladesh.

RUCL Institutional Repository

<http://rulrepository.ru.ac.bd>

---

Department of Zoology

PhD Thesis

---

2012

# Combined Action of Piperonyl Butoxide with Some Insecticides, Against the Lesser Grain Borer *Rhylopertha* *Dominica* (Coleoptera: Bostrichidae)

Ferdoush, Mst. Rezwana

University of Rajshahi

---

<http://rulrepository.ru.ac.bd/handle/123456789/730>

*Copyright to the University of Rajshahi. All rights reserved. Downloaded from RUCL Institutional Repository.*

**COMBINED ACTION OF PIPERONYL BUTOXIDE WITH SOME  
INSECTICIDES, AGAINST THE LESSER GRAIN BORER  
*RHYZOPERTHA DOMINICA* (COLEOPTERA: BOSTRICHIDAE)**



**Ph.D. Thesis**

*A Thesis Submitted to the faculty of Life and Earth Sciences  
University of Rajshahi  
in Fulfilment of the Requirements for the Degree of  
Doctor of Philosophy*

**SUBMITTED BY**

***Mst. Rezwana Ferdoush***

*Roll No. 07628 (July, 2007)*

Registration No. 1263

Third Science Building  
Motihar Green  
October, 2012

Entomology Laboratory  
Department of Zoology  
University of Rajshahi  
Rajshahi-6205, Bangladesh


*Dedicated*  
*To*  
*My Parents*  
*and Husband*

## DECLARATION

I do hereby declare that the thesis entitled“ Combined action of piperonyl butoxide with some insecticides against the lesser grain borer, *Rhyzopertha dominica* (Coleoptera: Bostrichidae)” submitted to the Department of Zoology, University of Rajshahi for the award of Doctor of Philosophy is the result of my own investigation and the research conducted under the supervision of Dr. A. S. M. Shafiqur Rahman, Professor, Department of Zoology, University of Rajshahi, Bangladesh.

I further declare that this thesis or any part of it has not been submitted to any other University for any degree or diploma or for other similar purposes.

October, 2012  
Rajshahi 6205  
Rajshahi, Bangladesh



---

(Mst. Rezwana Ferdoush)

**Dr. A. S. M. Shafiqur Rahman**  
Professor  
Department of Zoology  
University of Rajshahi  
Rajshahi-6205  
BANGLADESH



Phone : 0721-711119 (Off.)  
0721-750388 (Res.)  
Mobile : 01716-311445  
E-mail : shafiqur54@yahoo.com

## CERTIFICATE

I have the pleasure to certify that the work presented in this dissertation entitled "**Combined action of piperonyl butoxide with some insecticides against the lesser grain borer, *Rhyzopertha dominica* (Coleoptera: Bostrichidae)**" is an original research work carried out by Mst. Rezwana Ferdoush, Registration No. 07628 Session 2007-2008 in partial fulfillment for requirements for the degree of Doctor of Philosophy (Ph.D) in the Department of Zoology, Rajshahi University under my supervision.

This thesis has been found satisfactory. To the best of my knowledge this is the researcher's own achievement and I am forwarding this thesis to be examined for the award of the degree.

October, 2012  
Rajshahi 6205  
Rajshahi, Bangladesh

Supervisor

(Professor Dr. A. S. M. Shafiqur Rahman)

## ACKNOWLEDGEMENT

*All the admiration to Almighty Allah, the most merciful and beneficent, Who has enabled me to submit this thesis work,*

*I express my immense appreciation, profound sense of gratitude and indebtedness to my reverend and respected Supervisor, Professor Dr. A.S.M. Shafiqur Rahman, Chairman, Department of Zoology, University of Rajshahi, for his encouragement, enthusiastic inspiration, indefatigable patience, constant guidance, constructive criticisms, painstaking correction of the manuscript, expert advice and precious suggestions.*

*I am indebted to Md. Abdul Matin, Director General, RDA and Chairman, Rural Development Academy Laboratory School and College, Bogra and Md. Abdul Mannan, Former Director General, RDA, for his active support and granting me study leave to conduct the research work,*

*I am also thankful to SK. Md. Abdul Mannan, Principal, Rural Development Academy Laboratory School and College, Bogra, for his co-operation and official support.*

*I express my special thanks to Sudhangshu Shekar Biswas, Additional Secretary, Finance Division, and Md. Enayet Hussain, Additional Director General, Bangladesh Food Directoriat, for their constant inspiration, support and co-operation that helped me to get my study leave and to conduct my research work,*

*I am deeply grateful and very much obliged to express my heartfelt thanks to Professor Dr. Sowdagar Mahfuzar Rahman, former Chairman, Department of Zoology, University of Rajshahi, for providing me laboratory facilities, constant encouragement and suggestions throughout my research period.*

*I would like to express my deep logic of gratitude and indebtedness to Prof. Dr. Md. Nurul Islam, Prof. Dr. Bidhan Chandra Das, Prof. Dr. Md. Ataur Rahman Khan, Prof. Dr. Md. Abdul Mannan, Prof. Dr. Md. Saiful Islam, Prof. Dr. Selina Parween, Prof. Dr. Anando Kumar Shaha, Prof. Dr. Rezina Laz, Department of Zoology, University of Rajshahi for their generous help and valuable suggestions during the course of this work. I wish to extend my appreciation to all other teachers, officers and employees of the department for their affection and kind co-operation during my study period.*

*I would like to express an ocean of gratefulness and indebtedness to my beloved parents and all of my family members for their inspiration and blessings during my study.*

*I would like to express my deep gratitude to my mother-in-law, Noor Jahan Hosneara, who took care of my two daughters when I was busy with my research work.*

*I am eternally grateful to my husband Dr. Amirul Islam for providing all-out support, inspiration and co-operation.*

*I am also thankful to Md. Feroz Hossain, Director, RDA, Dr. Mohammad Munsur Rahman, Deputy Director, RDA and Dr. Mokshedul Hamid, Former Joint Director, RDA for their help and technical advice.*

*Sincere thanks must go to Dr. Yasmin Akter for her constant help, inspiration and cooperation in carrying out the research work. I think it would have been very difficult for me to complete my research work without her active help and co-operation.*

*I am also thankful to S.M. Kabir Hossain, Lecturer in English, Rural Development Academy Laboratory School and College, Bogra, for editing the language of my research work.*

*I express my very special thanks to my two little daughters, Arpita and Adrita, who are my endless source of joy, happiness and inspiration. In fact, their sweet faces encouraged me to start my research work, so that I could do something special for the next generation.*

*Mst. Rezwana Ferdoush*

## CONTENTS

Declaration	
Certificate	
Acknowledgement	
Content .....	i-ii
List of Table .....	iii
List of Figure .....	iv
List of Plate .....	v
Abstract .....	vi

### CHAPTER ONE

<b>GENERAL INTRODUCTION .....</b>	<b>1-53</b>
1.1 Introduction .....	1
1.2 Experimental insect.....	11
1.3 Biology of Insect.....	13
1.4 Occurrence and Distribution.....	16
1.5 Economic Importance .....	18
1.6 Test chemicals .....	23
1.6.1 General properties of organophosphorous insecticide .....	24
1.6.2 General properties of pyrethroids.....	27
1.6.3 General properties of neonicotinoid insecticides.....	31
1.6.4 General properties of organo carbamet insecticides...	36
1.6.5 General properties of piperonyl butoxide (PBO) .....	41
1.7 Penetration and distribution of insecticides.....	45
1.8 Insect resistance to insecticides.....	45
1.9 An introduction to synergism .....	47
1.10 Objectives .....	53

### CHAPTER TWO

<b>MATERIALS AND METHODS .....</b>	<b>54-63</b>
2.1. Materials .....	54
2.2 Collection of test insects .....	54
2.3 Culture of <i>Rhyzopertha dominica</i> F.....	56
2.4 Preparation of the food medium .....	57
2.5 Establishment of culture .....	57
2.6 Preservation of culture .....	58
2.7 Maintenance of the culture.....	58
2.8 Insecticidal application .....	59



2.9	Bioassay of the insecticides .....	60
2.10	Bioassay of insecticide and synergist mixtures .....	60
2.11	Cleaning of glassware .....	60
2.12	Analysis of data .....	61
	2.12.1 Probit analysis .....	61
	2.12.2 Determination of co-toxicity co-efficient .....	62
	2.12.3 Construction of isobolograms .....	62

### CHAPTER THREE

#### RESULTS AND OBSERVATION..... 64-81

3.1	Lethal effect of insecticides .....	64
	3.1.1 lethal effect of organophosphate insecticides .....	64
	3.1.2 lethal effect of pyrethroid insecticides .....	65
	3.1.3 lethal effect of imidacloprid insecticides .....	65
	3.1.4 lethal effect of carbaryl insecticides .....	66
3.2	Joint action of insecticide and piperonyl butoxide .....	68
	3.2.1 Lethal effect of organophosphate and PBO mixture ....	68
	3.2.2 Lethal effect of pyrethroid and PBO mixture .....	72
	3.2.3 Lethal effect of imidacloprid and PBO mixture .....	75
	3.2.4 Lethal effect of carbaryl and PBO mixture .....	78

### CHAPTER FOUR

#### DISCUSSION..... 82-92

4.1	General Discussion .....	82
	4.1.1 Bioassay with insecticides alone .....	84
	4.1.2 Bioassay with insecticides and synergist .....	89

#### SUMMARY ..... 93-95

### CHAPTER FIVE

#### REFERENCES..... 96-128

### CHAPTER SIX

#### APPENDICES ..... 129-136

## LIST OF TABLES

Table No.	Title	Page No.
1.	Some recent works on insecticide synergism against several pest species.....	10
2.	Insects associated with stored products .....	21
3.	Causes of resistance development to insecticides in insect .....	47
4.	LD <sub>50</sub> , 95% confidence limits, regression equation and $\chi^2$ value of 4 insecticides against <i>R. dominica</i> adult after 24h of exposure .....	66
5.	LD <sub>50</sub> , 95% confidence limits, regression equation and $\chi^2$ values of dose mortality experiments of different ratios of Chlorpyrifos (Darsban) with PBO against adult <i>R. dominica</i> after 24h of treatment.....	70
6.	Co-toxicity coefficient of piperonyl butoxide (PBO) with chlorpyrifos applied in different ratios on adult <i>R. dominica</i> after 24h of application .....	70
7.	LD <sub>50</sub> , 95% confidence limits, regression equation and $\chi^2$ values of dose mortality experiments of different ratios of Cypermethrin (Cythrin) with PBO against adult <i>R. dominica</i> after 24h of treatment .....	73
8.	Co-toxicity coefficient of piperonyl-butoxide (PBO) with cypermethrin applied in different ratios on adult <i>R. dominica</i> after 24h of application .....	73
9.	LD <sub>50</sub> , 95% confidence limits, regression equation and $\chi^2$ values of dose mortality experiments of different ratios of Imidacloprid with PBO against adult <i>R. dominica</i> after 24h of treatment .....	76
10.	Co-toxicity coefficient of piperonyl-butoxide (PBO) with Imidacloprid (imitaf) applied in different ratios on adult <i>R. dominica</i> after 24h of application .....	76
11.	LD <sub>50</sub> , 95% confidence limits, regression equation and $\chi^2$ values of dose mortality experiments of different ratios of Carbaryl with PBO against adult <i>R. dominica</i> after 24h of treatment .....	79
12.	Co-toxicity coefficient of piperonyl-butoxide (PBO) with Carbaryl (sevin) applied in different ratios on adult <i>R. dominica</i> after 24h of application .....	79

## LIST OF FIGURES

Figure No.	Title	Page No.
1	Terminal view of male and female <i>Rhyzopertha dominica</i> showing the sexual character .....	14
2.	Distribution of <i>Rhyzopertha dominica</i> (R) .....	17
3.	Regression lines of probit mortality on log dose of chlorpyrifos used against <i>R. dominica</i> adult after 24h of exposure .....	67
4.	Regression lines of probit mortality on log dose of cypermethrin used against <i>R. dominica</i> adult after 24h of exposure .....	67
5.	Regression lines of probit mortality on log dose of Imidacloprid used against <i>R. dominica</i> adult after 24h of exposure .....	67
6.	Regression lines of probit mortality on log dose of Sevin used against <i>R. dominica</i> adult after 24h of exposure .....	67
7.	Regression lines of probit mortality on log dose of the mixture of chlorpyrifos and piperonyl- butoxide at the ratio of 1:1, 1:5 and 1:10 against <i>R. dominica</i> adult after 24h of exposure .....	71
8.	Isobolograms of LD <sub>50</sub> of Chlorpyrifos and piperonyl butoxide applied on <i>R. dominica</i> adults .....	71
9.	Regression lines of probit mortality on log dose of the mixture of cypermethrin and piperonyl- butoxide at the ratio of 1:1, 1:5 and 1:10 against <i>R. dominica</i> adults after 24h of exposure .....	74
10.	Isobolograms of LD <sub>50</sub> of Cypermethrin and piperonyl butoxide applied on <i>R. dominica</i> adults .....	74
11.	Regression lines of probit mortality on log dose of the mixture of imidacloprid and piperonyl-butoxide at the ratio of 1:1, 1:5 and 1:10 against <i>R. dominica</i> adults after 24h of exposure .....	77
12.	Isobolograms of LD <sub>50</sub> of Imidacloprid and piperonyl butoxide on <i>R. dominica</i> adults .....	77
13.	Regression lines of probit mortality on log dose of the mixture of imidacloprid and piperonyl- butoxide at the ratio of 1:1, 1:5 and 1:10 against <i>R. dominica</i> adults after 24h of exposure .....	80
14.	Isobolograms of LD <sub>50</sub> of Carbaryl and piperonyl butoxide on <i>R. dominica</i> adults .....	80

## LIST OF PLATE

Plate No.	Title	Page No.
1.	Adults have powerful jaws that are used to riddle the grain, creating large, irregular-shaped holes. ....	4
2.	Adult <i>Rhyzopertha dominica</i> . ....	11
3.	Life cycle of <i>Rhyzopertha dominica</i> ....	12
4.	Eggs laid on the crevices of a wheat grain (a) larvae inerside of wheat grain (b) adult remained inside the grain (c).....	15
5.	Wheat is damaged by <i>R. dominica</i> ....	20
6.	Cereals infested by <i>R. dominica</i> ....	20
7.	Tested insecticides and PBO used in the experiment .....	23
8.	Glassware's used in the experiment .....	55
9.	Culture of the lesser grain borer, <i>R. dominica</i> in a incubator.....	55
10.	Preparation of dose .....	59
11.	Dead <i>R. dominica</i> adults in the Petri dish treated with insecticide after 24 hours of application .....	63
12.	Dead <i>R. dominica</i> adults in the Petri dish treated by insecticide with PBO after 24 h .....	63
13.	Various type of deformed adults, on medium treated with insecticides .....	81


## ABSTRACT

The toxicity of four (4) commercially formulated insecticides viz. organophosphate, pyrethroid, neonicotinoid and organo carbamate was investigated following residual-film method. 7 days old adults was used in this experiment. The data was recorded after 24 hours of treatment. All tested insecticides showed satisfactory killing ability towards the beetle tested.

The insecticides were highly or moderately toxic to adult with LD<sub>50</sub> values of 0.0745 (chloropyrifos), 0.7182 (cypermethrin), 1.9997 (imidacloprid) and 3.6513 (carbaryl) respectively. Chloropyrifos was found most toxic and carbaryl was less toxic to adult. The order of toxicity was chloropyrifos > cypermethrin > imidacloprid > carbaryl.

Synergistic effect of piperonyl butoxide (PBO) in combination with all the insecticides tested was also investigated. The synergistic effects were calculated by using co- toxicity coefficient (>100) values. piperonyl butoxide considerably increased the toxicity of all the insecticides except of chloropyrifos. PBO did not produce synergistic effect against the adult.

The interaction between insecticides and synergist was analyzed by co-toxicity coefficients and through plotting isoboles of the LD<sub>50</sub> values.



# Chapter One

## Introduction

## CHAPTER-1

### GENERAL INTRODUCTION

#### 1.1 Introduction

The struggle between man and insects began long before the dawn of civilization, has continued without cessation to the present time, and will continue, no doubt, as long as the human race endures. It is due to the fact that men and certain insects constantly want the same things at the same times. With the passage of time, change of system of living and culture man has developed new measures for their survival. Considering the future demand, man began to store food (Metcalf & Flint, 1962).

Food, clothes and shelter are the basic human needs of which food mostly comes from the crops and fibers from the plants. The world food demand is increasing day by day as population is growing up. The growing demand for food has led to a substantial increase in the production (Heijnen, 2001). It has been possible with the help of technology driven agricultural practice (Morris *et al.*, 2005). But modern agriculture has selected genetically engineered high yielding varieties of crops which are mostly vulnerable to crop pest attacks and diseases. So, successful production of food and fiber globally is dependent on the effective control of pests and diseases. Hence pesticides have become very important especially to the developing nations in their efforts to produce adequate food and fibers. Now it is obvious that modern agricultural practices have led to sharp increase in pesticide use (Dasgupta *et al.*, 2005; Altieri, 2003; Rahman, 2003). The indiscriminate use of pesticides constitutes one of the main public health problems in developing countries (Waichman *et al.*, 2007; Piperakis *et al.*, 2006; Sorensen *et al.*, 2003; He *et al.*, 2002).

In tropical countries including Bangladesh, the climate and storage conditions are highly favorable for insect growth and development (Jacobson, 1983). In Bangladesh, 13 species of insects have been recorded on stored rice. Among them lesser grain borer *R. dominica* (F) is one of the most destructive insect pests of stored grain in tropical countries (Alam, 1971).

Estimates of losses to the world supply of stored grain from insect damage range from 10-15% of world's production (Dasgupta and Meisner, 2004) in certain tropical and subtropical countries as well as Bangladesh estimates are much higher (FAO, 1977). Estimation for Bangladesh shows that the annual crop loss due to insect pest alone is 16% for rice, 11% for wheat, 20% for sugarcane, 25% for vegetables, 15% for jute and 25% for pulse (Islam, 2004). However, loss of 20% or more may occur in the tropical countries through insect attack after harvest (Mondal and Port, 1994). Because the climate and storage conditions in the tropical countries are highly favorable for insect growth and development. Both contamination and substantial economic loss due to the pest insects' presence in a stored product sustain to lose the product and a decrease in nutritional value (Burkholder and Faustini, 1991; Wilber and Mills, 1985).

Man has been fighting to protect his food supplies from damage and loss caused by insects. Conservation of the available food from damage, loss and depredation by insects pests is at prime importance from the economic point of view as well as from health reasons and general improvements of living conditions. Grain losses of 20% or more may occur in tropical countries through insects attack after harvest which may lead to considerable loss of life. Thus the need for food conservation is most acute (Hill, 1978).

Wheat crop suffers heavy losses both in quality and quantity every year during its storage due to pest attacks (Aheer and Ahmad, 1993). Losses caused to wheat and other cereals in stores by the pests vary between 5 to 15 percent (Qayyam and Zafar, 1978). Aheer and Ahmad (1993) tested twelve wheat varieties against *T. granarium* and *R. dominica*, and observed significant differences among varieties for number of bored grain and grain weight loss caused by these pests. Twenty five percent losses in wheat grains during storage due to insect pest was reported by Ahmad (1983).


A large number of insects attack stored food. Among them *R. dominica* is major pest of stored products and is worldwide distribution due to the development of world trade (Metcalf and Filant, 1962; Alam, 1971; Cotton, 1947). This is commonly known as Australian wheat beetle.



*R. dominica* belongs to the family Bostrichidae under the order Coleoptera. This beetle is especially important as a major pest of whole cereals even of rough rice (Metcalf and Flint, 1994; Hill, 1975). Both larvae and adults are capable of boring into and feeding on a wide range of commodities. Both larvae and adults feed on same food and hollowed out until only a thin porous husk remains. Moreover physiological mycological and biochemical changes in grains occurred to infestation of *R. dominica*. The damage of wheat is caused by spoiling more than they eat. As a result wheat becomes unsuitable for human consumption. It feeds in both Larval and adult stages in the interior of nearly all grains and some other substances, such as seeds drugs, dry roots and cork and eats into wood and paper boxes. It is most common in wheat and one of the most destructive wheat insect. (Metcalf & Flint, 1962).

Lists of food substances have been recorded by many workers (Table-2). There seems little doubt that *R. dominica* originally fed on wood, probably living on wood (Lesne, 1911). Its occurrence on wheat in the field may be regarded as a secondary adaptation (Gurney, 1918).

*R. dominica* was first described by "Fabricius" (1792) from specimens obtained in South America in a shipment of seeds from India (Nayan *et al.*, 1976). He placed *R. dominica* among Lamellicorns under the genus *Sinodendron* of family Lucanidae, composed of wood boring beetles. This association with insects of widely differing genera is undoubtedly due to superficial similarity of appearance and habits (Potter, 1935).



**Plate 1: Adults have powerful jaws that are used to riddle the grain, creating large, irregular-shaped holes.**

The grain mass is also conditioned by a long-standing culture of *R. dominica* due to presence of living or dead insects or insects parts, exuviae, casts, egg shells, faecal matters (Tiwari *et al.*, 1989) and so on. Percentage of fungal flora, total nitrogen, uric acid, free fatty acid of the grain increased considerably due to infestation of *R. dominica* at the end of third or fourth month of storage. Reducing and non-reducing sugar and water-soluble sugar decreased with an increase of infestation (Charjan *et al.*, 1994).

The losses of food to grains during storage due to insect infestations are the most serious problem. Among various staple stored cereals, wheat suffers heavy damage from lesser grain borer *R. dominica* (F.) also called as "Australian weevil" (Metcalf & Flint, 1962, Wilbur & Mills, 1985).

Many plants and animals provide vital solution for eliminating disease; pesticides affect their requirements for survival. The resulting reduction in biodiversity may ultimately threaten the long term survival of human as a species by reducing food supply and increasing disease. In India 51% of food commodities have been found as contaminated with pesticide residues and out of these, 20% have pesticides residues above the maximum residue level values on a World wide basis (Gupta, 2004; Agnihotri, 1999).

During the last few decades different insecticides have been used against these stored product pests (Quinlan *et al.*, 1980 Green, 1975). However, the extensive use of insecticides has been a major cause of disruption.

The pesticide creates environmental hazards to men, his animals and wild life including pollinator and other non-insects beneficial forms (Smith and Vonden Bosch, 1967). More over often pests have become resistance to the insecticides ( Powles and Holtum, 1994; Caseley *et al.*, 1991; Roush and Tabashnik, 1990; Georghiou, 1990; Le Barou and McFarland, 1990 Metcalf, 1989;), Although food grains are still common problems have generated a sustained search for their alternative means of insect control or methods of reducing the amount of insecticides require for the pest management. This will inevitably lead to both increase in cost and also to the possibility of some insecticides accumulating in the environment.

The use of toxic pesticides by Bangladeshi farmers increased by 328 percent during the past 10 years, posing a serious health hazards on human health due to its long-term residual effect, according to a study released by Bangladesh Rice Research Institute (BRRI). The survey, studying the use of toxic pesticides in farmland during 1997 to 2008, showed that in 1997 the use of pesticides in Bangladesh was more than 8,000 tons; it doubled to 16,000 tons in 2000; in 2005-06, it increased to nearly 20,000 tons and in 2008 it rose up to 48,690 tons. The insecticides, being the dominant item, account for 76 percent of the pesticides, and per hectare use of pesticides increase around 598.8 percent and its annual import cost stands nearly at 171.43 million U.S. dollars. The study said the residual effect of these toxic chemicals on vegetables are likely to create different diseases in human bodies including cancer, skin diseases, hypertension and kidney diseases as its long term effect. The use of pesticides in vegetables is likely to grow further in the future unless appropriate alternatives, based on integrated pest management approaches, are developed, warned the study. (Source: I Stock Analyst ).

In 1998 more than 500 different pesticide formulations are being used in our environment mostly in agricultural sector (Azevedo, 1998). The non-judicious use of pesticides has led to concerns regarding the potential contamination of

environmental media i.e., air, surface water, ground water, soil and sediment by countless pathways; thus pose risks on the human health and wildlife (Sattler *et al.*, 2007; Worrall and Besien, 2005; Fava *et al.*, 2005; Craven and Hoy, 2005; Kolpin *et al.*, 2004; Sivanesan *et al.*, 2004; Hapeman *et al.*, 2003; Duyzer, 2003; Das *et al.*, 2002; Dubus *et al.*, 2000). It has been estimated by Arias- Este vez *et al.*, (2008) that less than 0.1% of the pesticide applied to crops actually reaches the target pest. The rest enters into the environment gratuitously where it can poison otherwise adversely affect nontarget organisms.

In order to keep the stored grain products free from the infestation of insect pests some control measures are undertaken. The chemical control method is very effective and rapid in creative action. It has been considered the most important and powerful tool in controlling insect pests both in the field and under storage conditions. Snelson (1987) presented a comprehensive review of the chemicals used throughout the world for combating insects for this purposes.

Contact insecticides on grains are degradable by hydrolysis through enzymatic actions (Anderegg and Madisen, 1983; Rowlands, 1970). Some insecticides have repellent effects on insects, which will affect their distribution (Collins *et at.*, 1988). Sub-lethal exposures to insecticides usually have negative effects on an insect's longevity, fecundity and larval survivability. (Taher and Cutcomp 1983; Zettler and Lecato, 1974).

Insecticides resistance, which evolves through the repeated exposure of insects to insecticides, began to emerge as a serious world wide problem about 50 years ago. Today a large number of arthropods have developed resistance to the insecticides in different parts of the world (Poweles and Holtum, 1994; Caseley *et al.*, 1991; Green *et al.*, 1990; Roush and Tabashnik, 1990; Georghiou, 1990; Le Baron and McFarland, 1990). It has therefore, necessary to compliment our reliance on synthetic insecticide with less hazardous, safe and biodegradable substitutes.

One method of combating insecticide resistance is to use a synergist. Pesticide synergism is only one of the several techniques that can be used to control or study pesticide resistance (Kemp and Caseley, 1991; Hammock and Soderland, 1986).

No other control method has been established in Bangladesh so far except pesticides (Hussain, 1996). The use of synthetic pesticides grew enormously over the years and millions of tons of pesticides are being used annually in Bangladesh (Ameen, 1994). Total of 7.35 metric tons of pesticides were imported under 112 trade names that valued Tk. 106 crores during 1992. In 1993, nearly 10,000 metric tons of pesticides were sold to the farmers more than 100 categories of pesticides have been registered and marketed by different corporations in Bangladesh (Hussain, 1996). Insect populations of many species have evolved resistance to insecticides due to their indiscriminate use in pest control strategies. In some cases, insects exposed to one insecticide also developed multi-resistance. However, it takes several years and costs millions of dollars to develop new alternatives.

The effect of pesticides or other synthetic chemicals, or biological system have usually been investigated primarily with single chemical. However, since the 1940's increasingly large amounts of insecticides or herbicides have been developed and marketed for insect and weed control. The result of which has increased the probability of these two groups of pesticides acting thus presenting the potential problem of pesticide interaction in biological system (Lichtenstein *et al.*, 1973).

There are several important reasons that underline the potential importance of research and development of possible synergists and their interactive properties.

#### **THESE REASONS ARE**

- ❖ Increased toxicity of pesticides to pest organism own to synergistic interactivity may mean that the grower is using more pesticides than would be required to control the pest organism (s) to bellow the economic threshold.
- ❖ This increase in toxicity as described above many result is sever increase in mortality levels of non-target organism many of which may be beneficial to a grower example for Bees, ladybirds, etc.

- ❖ The use of synergists may result in alleviating to some extent the problem of increasingly rapid pesticide resistance evolution, especially in insect pest population in the tropics. The present way of dealing with this problem is just to increase the doses of the insecticide to eliminate the more resistant population. However, the result of this is to apply a greater selection pressure on the population. This ultimately enhances the evolution of resistance in the population and obviously this procedure cannot go on infinitely, since increasing the dose and thus the presence in the environment of a pesticide not only increase the non-target organism's mortality, but levels could be reached where mammals, ultimately man would be seriously affected. Therefore, the introduction of synergists in these systems could be of great benefit both economically and ecologically, especially since tests have shown that synergistic increases in toxicity of insecticides are only towards insects and not mammals (Metcalf, 1992).

Pesticides are chemical substances that are used to kill, repel, or regulate the growth of biological organisms. This diverse group includes insecticides, herbicides, fungicides, nematocides, acaricides, rodenticides, avicides, wood preservatives, and antifoulants. The U.S. Environmental Protection Agency (EPA) recently estimated that > 1.2 billion pounds of pesticides are applied to crops, forests, residential areas, public lands, and aquatic areas in the United States each year (Kiely *et al.*, 2004). The release of these chemicals into the environment creates a potential for unintended adverse health impacts to both humans and non target wildlife. Another concern regarding the wide spread use of pesticide is the development of resistant pest strains to insecticides (Fakoorziba *et al.*, 2009; Alyokhin *et al.*, 2007; Lambkin and Rice, 2006; Prabhaker *et al.*, 2005; Enayeti *et al.*, 2003; Ahmad *et al.*, 2002). Resistant strains have developed through the survival and reproduction of individuals after exposure to a given insecticide and as a result insect pests have now developed tolerance to all major classes of insecticides (Alyokhin *et al.*, 2007; Kristensen *et al.*, 2004; Baki *et al.*, 2002; Pittendrigh and Gaffney, 2001; Wilkins *et al.*, 1995). Resistance within or between whole classes of insecticide is

an ever increasing problem for control of major crop pests; when in order to have a same level of control, the amount of insecticide use needs to be increased. Without development of better and more cost effective means, farm chemicals will remain as the major weapons in our constant battle against the pest population.

Therefore, in order to have some level of control, the amount of the insecticide used needs to be increased. This will inevitably lead both to increase in cost and also to the possibility of residual problems. Therefore the introduction of synergists in these systems could be at great benefit both economically and ecologically. Tests have shown that synergists increase the toxicity of insecticides and their toxicity in only towards insects and not mammals (Metcalf, 1992).

With a view to overcome these problems, a need to find an alternative to this reliance on pesticides has become imperative so that the benefits of insecticides probably outweigh the risks, and to safety to human health, improve the World's food supply and be friendly to the environment.

According to Sawicki and Keilding (1981) at least 350 species of insect pests are now resistant to one or more insecticides throughout the world. The number of species of insects and mites in which cases of resistance were reported through 1975 totaled 364 (Georghiou and Taylor, 1977). Later Georghiou (1986) reported about the involvement of resistance in 414 species of insects and mites.

Since synergists are not in themselves toxic or insecticidal, but are materials used with insecticides to enhance the activity of the insecticides thus reduces the dose level. The use of synergist may result in alleviating to some extent the problem of rapid pesticide use and resistance evolution in insect pests in the tropics (Khot *et al.*, 2008; Wu *et al.*, 2007; Kumar *et al.*, 2002). This hypothesis has lead to start the present study.

**Table 1:** Some recent works on insecticide synergism against several pest species.

Insecticides	Synergist	Pest species	References
Deltamethrin (Pyrethroid)	PBO	<i>Culex tritaeniorhynchus</i> and <i>Aedes aegypti</i> , <i>Anopheles culicifacies</i> , <i>A. stephensi</i> & <i>A. vagus</i> .	Fakoorziba <i>et al.</i> , 2009.
Acetamiprid and Imidacloprid (Nicotinoid), Pirimicarb (Carbamate)	PBO	<i>Myzus persicae</i> (Sulzer) <i>Aphis gossypii</i> (Glover)	Thalavaisundaram <i>et al.</i> , 2008
Cypermethrin (Pyrethroid), Diazinon (OP)	PBO	Cockroach, <i>Periplaneta americana</i> L.	Rahman and Akter, 2008
Primicarb (carbamate), Imidacloprid and Acetamiprid (Neonicotinoid)	PBO	Peach potatoes aphid, <i>Myzus persicae</i> (Sulzer), Cotton aphid, <i>Aphis gossypii</i> (Glover) and Tobacco white fly, <i>Bemisia tabaci</i> .	Bingham <i>et al.</i> , 2008.
Formetanate (Formamidine), Acrinathrin (Pyrethroid), Chlorpyrifos (OP), Methiocarb, Carbofuran and Carbosulfan (Carbamates)	PBO	Western flower thrips, <i>Frankliniella occidentalis</i> (Pergande)	Bielza <i>et al.</i> , 2007.
Malathion (OP) and Lambda-cyhalothrin (Pyrethroid)	PBO	Lesser grain borer, <i>Rhizopertha dominica</i> (Panzar).	Rahman <i>et al.</i> , 2007
Methamidophos (OP), Fenvalerate (Pyrethroid), Fipronil (Fiproles), Avermectin (Antibiotics).	PBO TPP and DEM.	18 species of insects (pest of crucifer vegetable crops)	Wu <i>et al.</i> , 2007
Furadan 5g (Carbamate)	PBO	Blue Green Algae (BGA)	Islam <i>et al.</i> , 2007
Methamidophos and Chlorpyrifos (OP), Fenvalerate (Pyrethroid), Avermectin (Antibiotics), Fipronil (Fiproles), Spinosad (Spinocin), Imidacloprid (Nonicotinoid),	PBO TPP and DEM.	Silver white fly, <i>Bemisia tabaci</i> (Gennadius)	Kang <i>et al.</i> , 2006
Cyfluthrin, Lambda-cyhalothrin and Tau-fluvalinate (Pyrethroid).	PBO DEF and DEM	Honey bees; <i>Apis mellifera</i> L.	Johnson <i>et al.</i> , 2006



## 1.2 Experimental insect

In this investigation the lesser grain Borer *R. dominica* (F.) is used as the test organism to evaluate toxicity of one organophosphate, one pyrethroid, one carbamate and one chlorinated hydrocarbon insecticides and their synergistic effect in combination with a reference synergist Piperonyl butoxide (PBO).

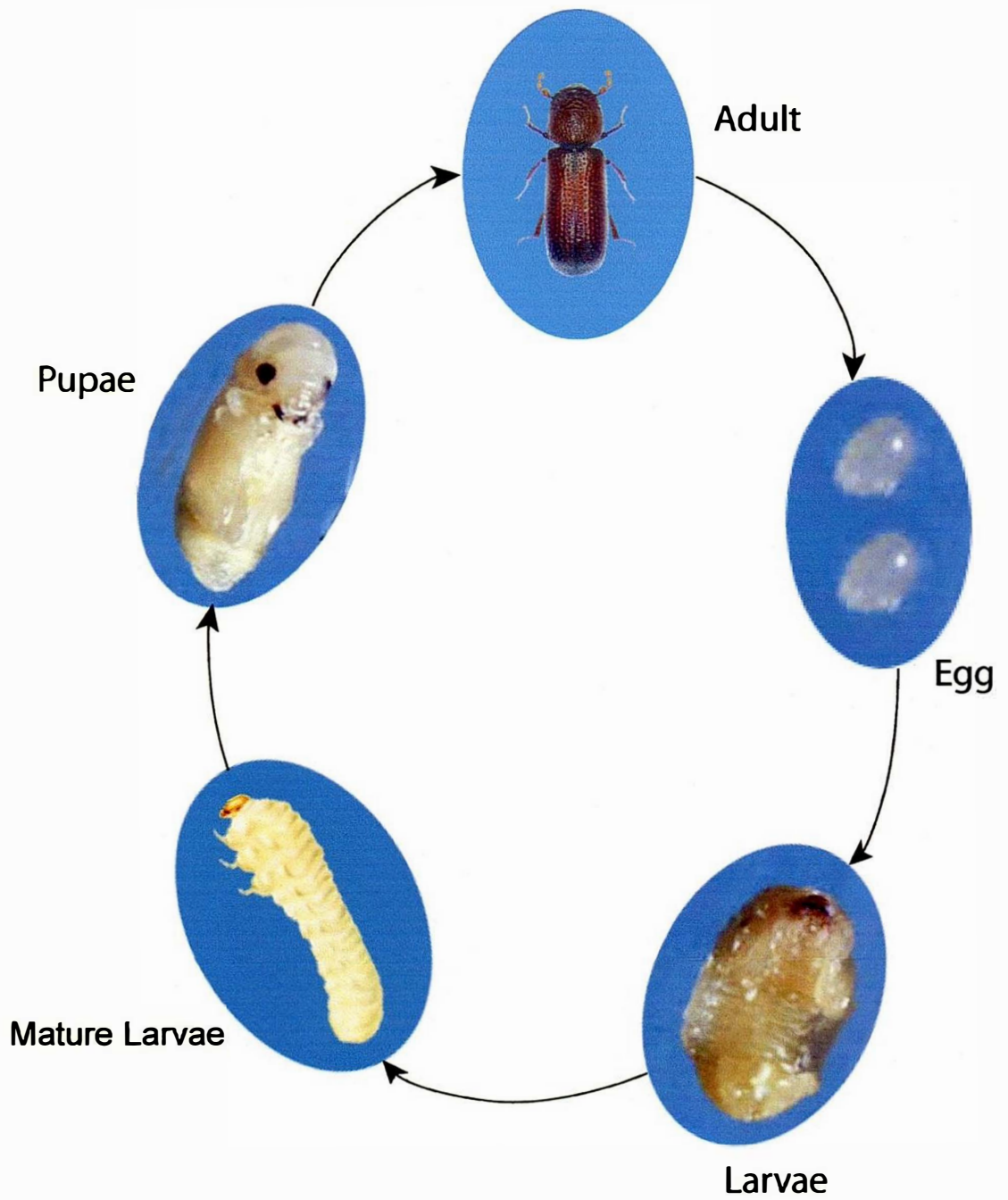
### Systematic Position of Experimental insect:

Phylum	:	Arthropoda
Class	:	Insecta
Order	:	Coleoptera
Family	:	Bostrychidae
Genus	:	<i>Rhyzopertha</i>
Species	:	<i>Rhyzopertha dominica</i> (F.) (Fabricius, 1792)

This beetle is especially important as a major pest of whole cereals even of rough rice (Hill, 1975).



**Plate 2:** Adult *Rhyzopertha dominica*.



**Plate. 3:** Life cycle of *Rhyzopertha dominica*

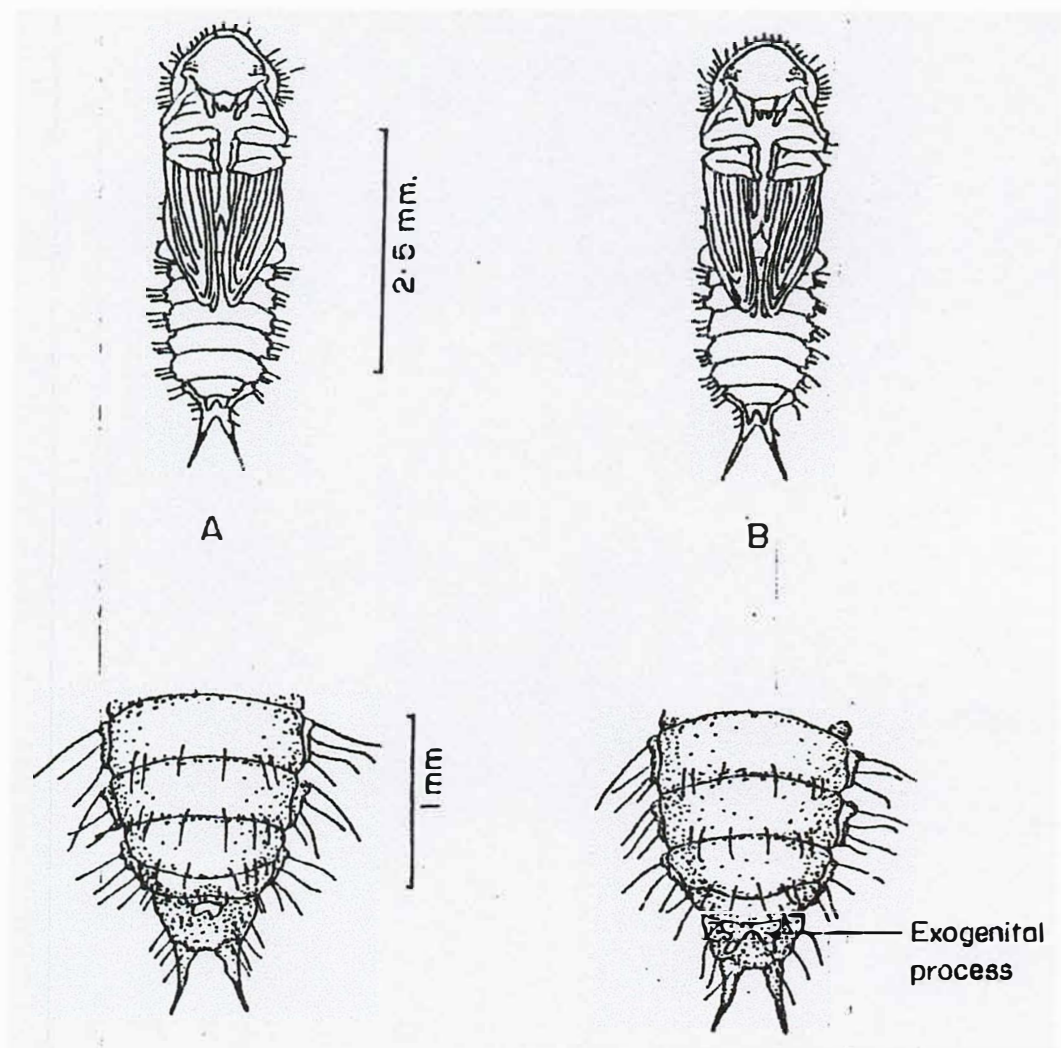
### 1.3 Biology of Insect

The adults are brown to black, nearly cylindrical, about 1/8 inch long by 1/4 as wide, large head is bent under the thorax and the rear end of the body is blunt. The larvae are grub-like, lie curved, and become about 1/10 inch long, the anterior end much swollen, bearing a small brown head and six short legs (Metcalf & Flint, 1962).

The female lays about 300-500 egg in the grain and under favorable condition a generation may developed in a month. In case of male, there was a pair of two segmented papillae placed almost parallel or convergent to each other whereas, in case of female the paired papillae were three segmented placed diversely at the abdominal tip. (Metcalf & Flint, 1962).

The pre-oviposition period was shortest (7.40 days) with oviposition period being longest, 55.2 days. The post oviposition period was recorded as 1.25 days. Fecundity was 140.33 eggs / female on whole grain. Adult longevity was record to be as 48.07 and 62.84 days for whole and broken grains respectively (Almeda *et al.*, 1994). Total life cycle was recorded to be  $33.0 \pm 42$  days and the larval period was  $19.0 \pm 2.8$  days (Hashem, 1989).

*R. dominica* laid eggs outside the grains. On emergence from eggs the larvae bore and enter into the whole grain where they complete their total development becoming adults, causing serious damage to stored wheat. Although *R. dominica* infests a large variety of stored products, no detailed information is available so far on the life history of *R. dominica* and extents of damages by it, in Bangladesh. Pensook-Tauthong *et al.*, (1992) reported that both larvae and adult beetles cause serious damage to grains or kernels of burly which have been reduced to mere shells by the feeding of them. The eggs hatch in 5-7 days and the small whitish grubs crawl actively and feed on the flour produced by the boring of the beetles, or bore directly into grain that have been slightly damaged. They complete their growth either within the grain or in the grain dust, then transform to white pupae and change to adult beetle. It takes 23-32 days and 6-8 days for larval and pupal period actively. The life cycle is completed in 40-45 days (Pensook *et al.*, 1984).



**Fig.1:** Terminal view of male and female *Rhizopertha dominica* showing the sexual character.

- A. Male pupa
- B. Female pupa
- C. Male pupa (abdominal portion enlarged)
- D. Female pupa (abdominal portion enlarged)



(a)



(b)



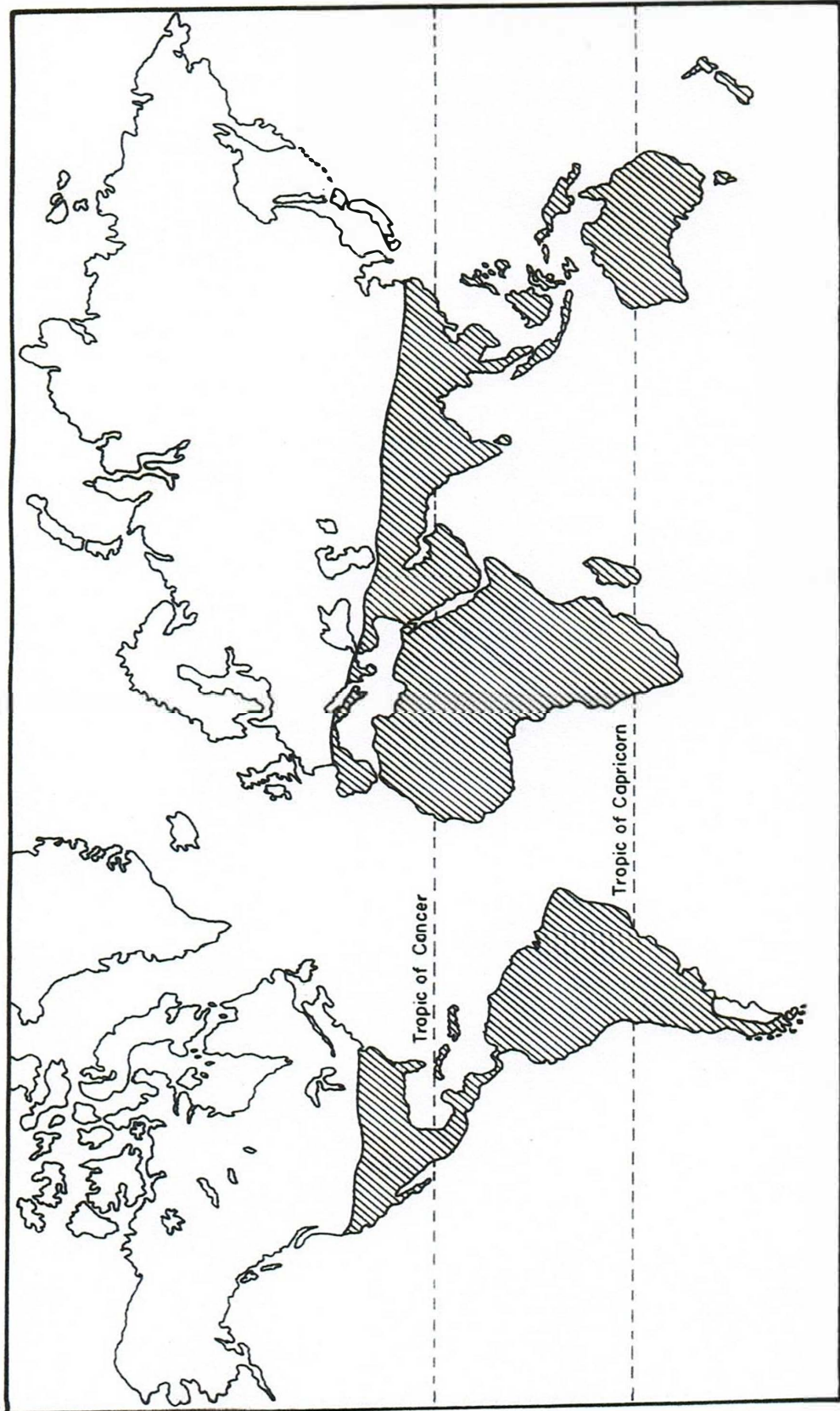
(c)

**Plate 4:** Eggs laid on the crevices of a wheat grain (a) larvae inside of wheat grain (b) adult remained inside the grain (c).

Begum *et al.* (1974) studied the effect of foods on the life history of *R. dominica* and found that rearing media did not affect the incubation period. The larvae ecdysed 3 times when reared in wheat and maize and 4 to 5 times when reared on flour and rice. The duration of the life cycle was 33.28, 36.19, 41.82 and 46.31 days in wheat, maize, flour and rice respectively. The maximum growth of larvae was on maize followed by wheat, flour and rice. The wheat proved to be the best medium for the development and growth of *R. dominica*. It has 5 to 6 generations per year (Lin, 1958) and the life cycle was completed in about two months (Edwards and Heath, 1964).

#### 1.4 Occurrence and Distribution

The origin of lesser grain borer is tropical (Dell'Orto Trivelli, 1985; Potter, 1935 Schwardt, 1933,) but it is well established in temperate region of the World also. Occurrence of this species has been reported from Egypt (Kascheif 1959). USA (Storey *et al.*, 1983). India (Jacob and Mohan, 1997) Bangladesh (Alam, 1971), Saudi Arabia (Taher and Zuheira, 1987). It is also found in Pakistan (Tariq-Mahmood and Ahmad, 1996; Khalil and Irshad, 1998), Romania (Ghizdava and Deac, 1994), Maxica (Wong-corrall, Cortez-Rocha-Mo and Borboa-Florezy, 1996). It is now well distributed through out the South and Midwest but not more northern areas. (Metcalf and Flint, 1962).



 **Fig.2: Distribution of *Rhyzopertha dominica* (F)**

### 1.5 Economic Importance

*R. dominica* is considered to be one of the most destructive pest of stored grain. It attacks wheat and makes them unfit for human consumption. Infestation of wheat, and sorghum grains caused by *Trogoderma granarium* and *R. dominica* individually or in mixed population led to the substantial reduction in content of total lipid (Sudesh *et al.*, 1996). Seed germination was significantly reduced with medium and heavy infestation, the bread making qualities of wheat were also affected even at low levels of infestation (Ghizdava and Deac, 1994).

*R. dominica* caused great loss in seed weight and reduced seed viability of the maize hybrids under storage conditions (Kurdekeni *et al.*, 1993). Percentage of seed damage and loss in weight increased and seed viability decreased markedly with the increase of storage of the infested grains (Kurdikari *et al.*, 1994). Presence of *R. dominica* produces bad odours in stored commonly, which is partially due to production of aggregation pheromones called Dominiculture (Seitz, 1996).

The extent of damage due to this pest in maize seed was reported to be 32 to 53 percent and loss in weight from 0.85 to 1.92 gm (Single and Pande, 1975). The viability of maize seed stored for 11 weeks was reported to markedly reduce to zero percent due to this pest (Demianyk and Sinha, 1987). In maize, variety susceptibility or resistance to storage pests has been related to physicochemical Properties of seed (Sing *et al.*, 1975).

Under storage conditions *R. dominica* causes heavy losses to cereals by feeding and marking circular holes in them and also affect the nutritional and baking quality as well as germination capacity of the grain (Patel and Valand, 1994).

Mookherjee *et al.*, (1968) found six important cereal seeds viz. paddy, wheat, maize, barley, jowar and dajra damaged by storage pests. *S. oryae*, *R. dominica*, *T. granarium*, *T. castaneum*, *O. surinamensis*, *S. cerealella*, *C. cephalonica* and *Laemophloeus minutus*. The authors found that wheat seed got maximum damage. Paddy seeds from the dry region were damaged mostly by *R. dominica*.



The damage varied between 0 to 70%, to 100%, 0 to 100%, 0 to 255, 0 to 22.7% and 0 to 11% in paddy, wheat, maize, barley, jowar and bajra respectively for different ecological zones with an overall average damage of 1.34%, 4.39%, 4.75%, 2.50%, 2.29 and 1.20% for whole India.

Wheat crop suffers heavy losses both in quality and quantity every year during its storage due to pest attacks (Aheer and Ahmad, 1993). Losses caused to wheat and other cereals in stores by the pests vary between 5 to 15 percent (Qayyam and Zafar, 1978). Aheer and Ahmad (1993) tested twelve wheat varieties against *T. granarium* and *R. dominica*, and observed significant differences among varieties for number of bored grain and grain weight loss caused by these pests. Twenty five percent losses in wheat grains during storage due to insect pest were reported by Ahmad (1983).

Presence of *R. dominica* directly affects both quantity and quality of stored grains (Burkholder and Faustine, 1991 Wilbur and Mills, 1985). *R. dominica* F. infests a number of other products besides cereals eg. Seed of white lolus. Pearl millets Pumpkin seeds, tamarind seeds, dried fruits and dried wood. (Kapur, 1994).

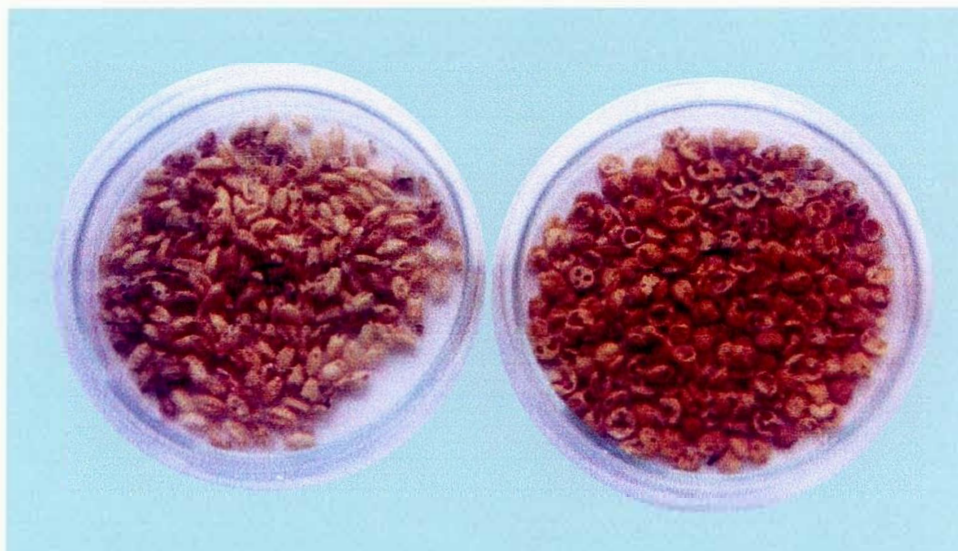
The damage caused by the Bostrichid, *R. dominica* on 32 wheat varieties was recorded (Saxean and Singh, 1995).

Under storage conditions *R. dominica* causes heavy losses to cereals by feeding and marking circular holes in them and also affect the nutritional and baking quality as well as germination capacity of the grain (Patel and Valand 1994).

The lesser grain borer is the predominant pest species damaging paddy, while *Sitophilus zeamidis* is the main pest of stored maize. Estimates of weight losses due to insects in unprotected grain are 34% for maize stored for 8 months and 2.5% for milled rice stored for 3 months (Caliboso *et al.*, 1986). Various species of insects (*Sitophilus* spp., *R. dominica*, *Sitotroga cerealella*) are the main pests of stored paddy, while in the milled rice rodents and birds are of major concern in addition to insect species (*S. oryzae* and *Tribolium castaneum*). Studies revealed losses due to two insects estimate at 3-7% in paddy and 5-14% in milled rice (Rahim-Muda, 1986).



**Plate. 5:** Wheat is damaged by *R. dominica*.



**Plate. 6:** Cereals infested by *R. dominica*.

**Table 2:** Insects associated with stored products (Metcalf and Flint, 1962; Alam, 1971; Wilbur and Mills, 1985; Kabir, *et. al.*, 1989; Gorham, 1990).

Species	Common names	Products infested
<i>Lasioderma serricome</i> (F.)	Cigarette beetle/Tobacco beetle	Dried Tobacco, foodstuffs, turmeric
<i>L. testaceum</i> L.	Cheroot beetle	Dried Tobacco, foodstuffs, turmeric
<i>Stegobium paniceum</i> L.	Drug Store beetle	Foodstuffs, stored turmeric, ginger, chili, coriander
<i>Gastrulus indicus</i> L.	Book worm	Printed matter
<i>Rhizopertha dominica</i> (F)	Lesser grain beetle	Rice, wheat, maize, flour
<i>Dinoderus ocellaries</i> (F)	Ghoon beetle	Dried bamboo, furniture, rice, wheat
<i>Prostephanus truncates</i> (Horn)	Larger grain borer	Corn, Soft wheat, dried cassava
<i>Araeocerus fasciculatus</i> (Deg.)	Coffee, bean weevil	Coffee bean seeds
<i>Callosobruchus chinensis</i> L.	Pulse beetle/Oriental cowpea bruchid	Pulses
<i>C. maculates</i> (F)	Spotted cowpea bruchid	Pulses
<i>Bruchus pisorum</i> (L)	Pea weevil	Pulses
<i>Carryon serratus</i> (Oliv.)	Groundnut Borer	Pulses, groundnuts
<i>Acanthoscelides obtectus</i> (Say)	Bean Bruchid	Pulses
<i>Necrobia rufipes</i> (De Geer)	Red-legged ham beetle/copra beetle	Copra, oilseeds, dried fish, rice, wheat, mixed feed
<i>Cryptolestes ferrugineus</i> (Stephens)	Rust-red grain beetle	Grains
<i>C. pusillus</i> (Schonherr)	Flat grain beetle	Grains
<i>Laemophloeus minutus</i> (Oliv.)	Flat grain beetle	Grains
<i>Sitophilus oryzae</i> L.	Rice weevil	Rice, maize, foodstuffs
<i>S. zeamis</i> Mostsch	Maize weevil	Maize, rice, sorghum, mung-bean
<i>Trgoderma granarium</i> Everts	Khapra beetle	Grains, groundnut
<i>Necrobia rufipes</i> (De Geer)	Red-legged ham beetle/copra beetle	Copra, oilseeds, dried fish, rice, wheat, mixed feed
<i>Lophocateres pusillus</i> (Klug)	Siamese grain beetle	Grains, turmeric
<i>Typhaea stercorea</i> L.	Hairy fungus beetle	Maize
<i>Carpophilus dimidiatus</i> F.	Corn sap beetle	Rice, corn, flour
<i>C. hemipterus</i> (L.)	Dried fruit beetle	Dried fruits

Species	Common names	Products infested
<i>Ptinus tectus</i> Boield	Australian spider beetle	Cereal, cereal products and species, often found as scavengers of miscellaneous debris
<i>Oryzaephilus surinamensis</i> (L.)	Saw-toothed beetle	Rice, wheat, peas, flour
<i>O. mercator</i> (Fauvel)	Merchant grain beetle	Wheat, mixed feed
<i>Ahasverus advena</i> (Walt)	Foreign grain beetle	Rice, maize
<i>Palorus subdepressus</i> (Wall)	Depressed four beetle	Grain, flour
<i>P. ratzeburgii</i> (Weissmann)	Small-eyed flour beetle	Cereal products
<i>Alphitobius diaperinus</i> (Panzer)	Lesser mealworm	Rice, wheat
<i>A. laevigatus</i> (F)	Black fungus beetle	Whole grains, wheat bran etc.
<i>Gnathocerus comutus</i> (F)	Broad-horned flour beetle	Grain, flour
<i>G. maxillosus</i> (F)	Slender-horned flour beetle	Grain, flour
<i>Tenebrides mauritanicus</i> L.	Cadelle beetle	Grain, mixed feed
<i>Sitotroga cerealella</i> (Oliv.)	Moth/Angoumois moth	Rice, wheat, maize, flour
<i>Hoffmannophila</i>	Brown house moth	Grain and grain products, cause damage to carpets
<i>Endrosis sarcitella</i>	White-shouldered house moth	Grain and grain products; damage to carpets
<i>Cadra cautella</i> (Walker)	Almond moth	Grains, dried fruits, almonds
<i>Ephestia</i> (Hub.)	Tobacco moth	Tobacco, dried fruits, cocoa beans
<i>E. (Anagasta) kuehniella</i> (Zell)	Mediterranean flour moth	Flour
<i>Plodia interpunctella</i> (Hubner)	Indian meal moth)	Cereals, pulses dried fruits and fishes
<i>Corcyra cephalonica</i> Staint	Rice moth	Cereals, pulses, dried fruits and fishes
<i>Hypospygia costalis</i> (F.)	Clover Howard	Clover
<i>Pyralis farinalis</i>	Meal snutyl moth	Maize
<i>Doloessa viridis</i> (Zeller)	Green rice moth	Milled rice, maize, sorghum
<i>Tinea pellionella</i> L.	Cloth moth	Woolen-cloth, carpets, skin, feathers
<i>Embidopsocus</i> sp.		Rice, bean
<i>Lipschlelis entomophilus</i>		Rice, maize, mung-bean
<i>L. botrychophilus</i>		Rice, maize, cassava

### 1.6 Test chemicals

In this investigation four insecticides belonged to the four different groups and one known synergist Piperonyl butoxide (PBO) were used as follow:

Sl.	Commercial Name	Common Name	Chemical Class
1.	Dursban 10 EC	Chlorpyrifos	Organophosphate
2.	Cythrln 10 EC	Cypermethrin	Pyrethroid
3.	Imitaf 20 EC	Imidacloprid	Chloro/Neonicotinoid
4.	Sevin 85 SP	Carbaryl	Organo Carbamet
5.	<i>Piperonyl butoxide (PBO)98% technical grade (Chemical Service)</i>		

**Acetone:** The solvent has been chosen following the guideline or it is a rather generalist solvent.



**Plate. 7:** Tested insecticides and PBO used in the experiment.

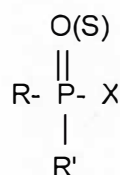
### 1.6.1. General properties of organophosphorous insecticide

The organophosphate insecticides were developed in Germany during World War II as a substitute for nicotine, an insecticide used against Colorado potato beetle, *Leptiniteresa decemlineata*. The discovery of the insecticidal properties of this group was associated with other German studies on related chemicals, the so called 'nerve gases' (sarin, soman and tabun) (Pedigo, 1999). Organophosphorous compounds form an important class of pesticides. More than 1,000 different organophosphorous compounds have been synthesized and evaluated as pesticide of which more than eighty are widely used in agriculture. These compounds are highly toxic to the insects and many of them are non-toxic to vertebrate and do not accumulate in the animal body.

Organophosphates are derived from phosphoric acid and are some of the most toxic insecticides. As opposed to the chlorinated hydrocarbons, they are unstable (in the presence of light) and quickly breakdown into non-toxic compounds. This class of insecticide inhibits the action of several esters splitting enzymes. The organophosphorous insecticides are particularly effective against cholinesterase. This enzyme is widely distributed in the animal kingdom. Adrian *et al.*, (1947) first observed the inhibition properties of organophosphorous esters against cholinesterase. Balls and Jansen (1952) found that the inhibition was attributed to the phosphorylation of the esteratic site, which was initially demonstrated by the action of DFP with chymotrypsin. It is well known that actual thion type insecticides do not inhibit the easterase *in vitro*, but act to increase the efficiency of anti-cholinesterases *in vivo*. Gage (1953) demonstrated that the Cholinesterase inhibition produced from parathion *in vivo* was the oxoanalogue paraoxan. It has been demonstrated that, when paraoxon is presented to chymotrypsin in a dilute solution, the phosphorous of one molecule of the inhibitor becomes locked up in every molecule of the enzyme inhibited and at the same time one free nitrophenate ion appears. The active site of the enzyme evidently splits the molecule of the inhibitor, which is then unable to release the phosphoryl moiety. This causes blockage of the further action, whereas the unchanged enzyme can attach, split and release some thousands of its normal substrate molecules per second.

In animals acetylcholine is believed to be the transmitter in the synapses of the nervous system (Smallman and Mansingh, 1969). Acetylcholine is synthesized in the nerve ending by the action of the cholinacetylase from choline and acetyl co-enzyme-A, which is stored in synaptic vesicles. These vesicles burst automatically to generate a miniature potential without giving any action to the associated cells. However, by the stimulation of the action current, the burst and release of acetylcholine increases quickly by 100 to 1000 times. This generates synapse or end-plate potential and consequently, the excitation of the post synaptic membrane. The released acetylcholine is then rapidly hydrolysed into inactive acetic acid and choline by the action of acetylcholine sterases before the nerve impulse arrives. The original state of the post synaptic vesicle can not reach till the acetylcholine remains in the region of the synaptic cleft. So, acetylcholine inhibition results in the disturbance of the nervous function leading to severe and often lethal damage in the animal body. Generally acetylcholine inhibition interferes with the co-ordination of muscular response in the vital organs with serious symptoms and eventually death.

Organophosphates are characterized as having different alcohols attached to their phosphorous atoms, and the various phosphorous acids produced are termed esters. These esters have different combinations of oxygen, carbon, sulphur and nitrogen, and organophosphates formed from them can be divided into three groups of derivatives: aliphatic, phenyl and heterocyclic. In spite of the enormous structural diversity of organophosphorous insecticides, all the compounds can be represented by the classical hypothetical structure as:

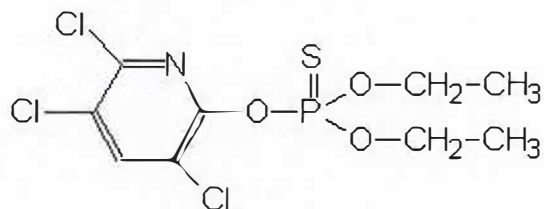


Where R and R' are short chain alkyl, alkylthio or amide groups and X is labile as ion leaving group.

## Chlorpyrifos (Dursban 20EC)

### Physical and chemical identity of dursban

Common name	: Chlorpyrifos.
Commercial name	: Dursban or Lorsban.
Chemical class	: Organophosphate.
Chemical name	: O, O-diethyl O-3, 5, 6-trichloro-2-pyridyl phosphorothioate.
Solubility	: 2 mg/L at 25°C in water, also soluble in acetone and in many organic solvents.
Molecular Weight	: 350.6
Reg No.	: 2912-88-2 (Ap-93)
Produced by	: Dow Agro Sciences (Indianpolis, Indiana)
Marketing	: Auto Equipment Ltd. Bangladesh.
Empirical formula	: C <sub>9</sub> H <sub>11</sub> Cl <sub>3</sub> NO <sub>3</sub> PS
Chemical Structure	:



Chemical structure of dursban

Chlorpyrifos is a broad – spectrum insecticide commonly known as Dursban or Lorsban, was registered first in 1965 (Odenkirchen and Eisler, 1988) and was first reported in the scientific literature in 1966. It is available in a variety of formulations including granules, wettable powder and emulsifiable concentrate. Chlorpyrifos forms colourless crystals with a mild mercaptan odour; m.p. 42-43.5°C; v.p. 2.5 mPa (25°C). Solubility (25°C): 2 mg/l water; 6.5 gm/kg acetone; 7.9 gm/kg benzene; 6.3 gm/kg chloroform; 450 gm/kg methanol. The rate of hydrolysis in water increases with pH, with temperature, the presence of copper and possibly of other metals that can form chalets. Under laboratory conditions, 50% hydrolysis takes from 1.5 d (water at pH 8 and 25°C) to 100 d (phosphate buffer at pH 7 and 15°C). It is corrosive to copper and brass.



**Toxicological effect of chlorpyrifos:** Chlorpyrifos have been shown to be detrimental to non-target species including aquatic organisms, waterfowl and terrestrial organisms from surrounding ecosystems (Reinecke and Reinecke, 2007; Yan *et al.*, 2006; Venkateswara, 2006; Mayer, 1987; Tagatz *et al.*, 1982). It has a broad range of insecticidal activity and is effective by contact, ingestion and vapour action, but is not systemic. It has been used for the control of flies, household pests, mosquitoes (larvae and adults) and of various crop pests in soil and on foliage, also used for control of ectoparasites on cattle and sheep. Its volatility is great enough to form insecticide deposits on nearby untreated surfaces. It is non-phytotoxic at insecticidal concentrations. It is degraded in soil, initially to 3, 5, 6-trichloropyridin-2-ol, which is subsequently degraded to organochlorine compounds and carbon dioxide. It persists in soil for 60-120 days (Worthing and Walker, 1987).

It is moderately toxic to mammals and very highly toxic to birds, fish and aquatic invertebrates (US, EPA, 1989). The oral LD<sub>50</sub> is 95 to 270 mg/kg in rats, 60 mg/kg in mice, 1000 mg/kg in for rabbits and 500 to 504 mg/kg in guinea-pigs. The dermal LD<sub>50</sub> is greater than 2000 mg/kg in rats and 1000 to 2000 mg/kg in rabbits. The 4 hour inhalation LC<sub>50</sub> for chlorpyrifos in rats is greater than 0.2 mg/l (Dow El. Co., 1992; Kidd and James, 1991; Gosselin *et al.*, 1984).

Chlorpyrifos has been used commercially in India and Bangladesh for more than a decade particularly to control foliar insects on cotton, paddy fields, pasture and vegetable crops (Rao *et al.*, 2003). Some professional users use chlorpyrifos in food storage areas. However, little is known about the dose responses of lesser grain borer *Rhyzopertha dominica* to this chemical.

### 1.6.2 . General properties of pyrethroids

Pyrethroids are the fastest developing group of modern insecticides. They are replacing many older insecticides because of their great effectiveness and safety of application. Pyrethroids are not new insecticides; the first, allethrin was developed in 1949 (Pedigo, 1996). Allethrin was synthesized to duplicate the insecticidal activity of a natural product, Cinerin I, a component of the botanical insecticide pyrethrum

Pyrethroids are a class of insecticides of great importance for the protection of man's crops and his health. The large differential toxicity to mammals and insects means that these compounds can be used safely by man to generate very unsafe conditions for insects. Pyrethroids also have very many of the properties required for a deleterious effect on the environment, i.e., ready degradation in soil, virtually zero mobility in soil and rapid metabolism and excretion by animals. No insecticide is perfect but the pyrethroids appear to be more acceptable than many other standard insecticides (Leahey, 1984).

The characteristics of high knockdown, lethal activity, wide spectrum, and good residual activity together with repellent and anti feeding activity of the pyrethroids have enabled them to become widely used for plant protection and public health and vector pest control (Hirano, 1989).

The pyrethroids are active against a wide range of insect pests and have been used on a variety of crops as experimental evidence has shown that they are non-phytotoxic. Their major use in agriculture has been for control of bollworms and leaf worms in cotton, but they have also been successful with lepidopterous pests in fruits and cereals, aphids in cereals and other minor outlets. Further pyrethroids are being introduced for use in soil (Hirano, 1989).

The control of public health pests involves a variety of techniques using pyrethroids, these include, (a) Domestic aerosols/sprays: these generally use powerful knockdown pyrethroids such as tetramethrin, bioallethrin combined compounds providing good kill activity such as remethrin, permethrin and the alpha ( $\alpha$ )-cyano pyrethroids (e.g. cypermethrin). (b) Mosquito coils/mats: Bioallethrin gives a 50% knockdown at time of 5.5 minutes. (c) Large scale space sprays: Especially important in urban fly control. Where control of 90% to 100% has been achieved with all pyrethroids tested. (d) Surface treatments: Applied as a residual spray to resting sites has given efficient control. (e) Larvicidal: As pyrethroids are highly effective against mosquitoes, they can be used as surface treatments without toxic effects to fish. (f) Special treatments: pyrethroids have been used for bed nets, clothing impregnation and targets (Carter, 1989).

The symptoms of pyrethroids poisoning are indicative of an attack on the insect nervous system. Insects are not dependent on continuous nervous control of respiration and circulation. Because of this death appears to be due to the irreversible damage to the nervous system occurring when poisoning lasts for more than a few hours.

Many pyrethroids (e.g. Cypermethrin, Lambda-cyhalothrin) are now used in the animal sector as ectoparasiticides and in the household insecticide market, laboratory tests have indicated that pyrethroids are highly toxic to bees. However, in the field this toxicity is diminished by the repellent activity e.g. alpha ( $\alpha$ ) - cypermethrin. Fluvalinate has been used to control mites in honey bee colonies without adversely affecting the bees (Elliot, 1989).

In 1986 the market share of pyrethroid reached 25% of the total insecticide market for plant protection and can be expected to increase in the future (Hirano, 1989).

### **Cypermethrin (Cythrin 10EC)**

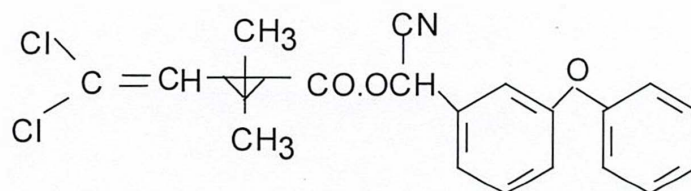
Cypermethrin was launched as a commercial insecticide in 1977. The majority of commercial cypermethrin formulation contains 100g/l of active ingredient. The commercial product is 10% pure (Hill, 1983)

Cypermethrin is a composite pyrethroid; a broad spectrum, non-cumulative insecticide; and, a fast-acting neurotoxin with good contact and stomach action. It is of moderately high toxicity to mammals and readily metabolized with immediate loss of activity. Cypermethrin is not a plant systemic, it is readily degraded on soil or plants but has good residual activity on inert surfaces.

The pure isomers are colourless crystals; the technical material is a viscous yellow-brown semi-solid. The melting points are 60-80°C.

**Physical and chemical identity of cythrin**

Common name	: Cypermethrin.
Commercial name	: Cythrin, Cimbush, Ambush etc.
Chemical class	: Pyrethroid.
Chemical name	: (R,S)-alpha-Cyano-3-phenoxybenzyl-2,2-dimethyl (1R,1S)-cis,trans-3-(2,2-dichlorovinyl) cyclopropane-carboxylate
Solubility	: Soluble in water 9 ug/liter. Soluble in other solvents eg. methanol, acetone, xylene, methylene dichloride
Molecular Weight	: 416.32
Reg No.	: 52315-07-8
Produced by	: Dow Agro Sciences (Indianapolis, Indiana)
Marketing	: ACI Bangladesh limited.
Empirical formula	: C <sub>22</sub> H <sub>19</sub> Cl <sub>2</sub> NO <sub>3</sub>
Chemical Structure	:



Chemical structure of cythrin

**Toxicological effect of cypermethrin:** Cypermethrin is a synthetic pyrethroid insecticide used to control many pests, including moth pests of cotton, fruit and vegetable crops. It is also used for crack, crevice and spot treatment for control of insect pests in stores, warehouses, industrial buildings, houses, apartment buildings, greenhouses, laboratories and on ships, railcars, buses, trucks and aircraft. It may also be used in non-food areas in schools, nursing homes, hospitals, restaurants, hotels, and in food processing plants and as a barrier treatment insect repellent for horses. Cypermethrin is available in emulsifiable concentrate, ULV, and wettable powder formulations. Technical cypermethrin is a mixture of eight different isomers, each of which may have its own chemical and biological properties.

Cypermethrin is a moderately toxic material by dermal absorption or ingestion. It may cause irritation to the skin and eyes. Symptoms of dermal exposure include numbness, tingling and itching, burning sensation, loss of bladder control, in coordination, seizures and possible death. Pyrethroids may adversely affect the central nervous system. Human volunteers given dermal doses of  $130 \text{ ugcm}^{-2}$  on the earlobe experienced local tingling and burning sensations. One man died after eating a meal cooked in a 10% cypermethrin concentrate that was mistakenly used for cooking oil. Shortly after the meal, the victim experienced nausea, prolonged vomiting, stomach pains, and diarrhea which progressed to convulsions, unconsciousness and coma. Other family members exhibited milder symptoms and survived after hospital treatment. Rats fed high doses of 37.5 mg/kg of the cis-isomer of cypermethrin for 5 weeks exhibited severe motor in coordination, while 20-30% of rats fed 85 mg/kg died 4 to 17 days after treatment began. Cypermethrin is not a skin or eye irritant, but it may cause allergic skin reactions.

Long-term exposure to cypermethrin may cause liver changes. Pathological changes in the cortex of the thymus, liver, adrenal glands, lungs and skin were observed in rabbits repeatedly fed cypermethrin.

In humans, urinary excretion of cypermethrin metabolites was complete 48 hours after the last of 5 daily doses of 1.5 mg. Studies in rats have shown that cypermethrin is rapidly metabolized by hydroxylation and cleavage, with over 99% being eliminated within hours. The remaining 1% becomes sequestered in body fat. This portion is eliminated slowly, with a half-life of 18 days for the cis-isomer and 3.4 days for the trans-isomer.

### **1.6.3. General properties of neonicotinoid insecticides**

The neonicotinoides introduced to the market in the early 1990s (Nauen and Bretschneider, 2002). These synthetic compounds evolved from the naturally occurring insecticide 'nicotine' the primary alkaloid in tobacco. So the insecticides are related to nicotine in their structure and action at the same

nicotinic acetylcholine receptors (nAChRs) target site (Tomizawa and Casida, 2003). Nicotine was discovered in 1970 by Shell Development Company in California and is still used as a minor insecticide (Soloway *et al.*, 1979).

Many of the remaining gaps in pest control capabilities were filled recently by the neonicotinoids replacing the pyrethroids, chlorinated hydrocarbons, organophosphates (Ops) and methylcarbamates, which have decreased effectiveness because of resistance or increased restrictions due to toxicological considerations (Kagabu, 2003 ; Nauen *et al.*, 2001).

Neurophysiologic studies have confirmed that the nicotine, all neonicotinoids act as agonists at same target site to interfere with normal nerve impulse transmission by binding to post synaptic nicotinic acetylcholine receptors (nAChR) (Tomizawa and Casida, 2003; Nauen *et al.*, 2001; Zhang *et al.*, 2000; Wollweber and Tietjen, 1999; Chao *et al.*, 1997; Bai *et al.*, 1991). Unlike nicotine however, they show marked selectivity within the insecta as foliar or systematic treatments (Prabhaker *et al.*, 2005).

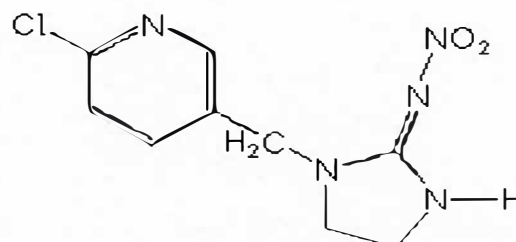
This new group of chemicals has brought diversity to the insecticide arsenal available for both pest and resistance management and has relieved intensive pressure on older conventional chemicals which neonicotinoids are now supplanting for insect control on many major crops (Denholm *et al.*, 2002).

#### **Imidacloprid (Imitaf 20 SL)**

The first commercially available insecticide from neonicotinoid class is imidacloprid. It introduced to market since 1991 and got fully registered by the US Environmental Protection Agency on March 21, 1994 (Elbert *et al.*, 1998). Commercial formulation with imidacloprid as the active ingredient such as Gaucho, Admire, Confidor, Advantage, Merit, Provado, Imicide, Imosol, Imituf, Vision and Premier are available as dustable powder, granular formulations seed dressing (flow able slurry concentrate), soluble concentrate, suspension concentrate and wettable powder (Wang *et al.*, 2005; Meister, 1994).

**Physical and chemical identity of imitaf:**

Common name	:	Imidacloprid
Commercial name	:	Imitaf, 20SL (flow able slurry concentrate).
Chemical class	:	Chloronicotinyl or Neonicotinoid.
Chemical name	:	1-[(6-chloro-3-pyridinyl) methyl]-N-nitro-2-imidazolidinimine.
Solubility	:	0.51 g/l at 20°C in water; 50.0 - 100.0 g/l in dichloromethane; 1.0-2.0 g/l in isopropanol; 0.5-1.0 g/l in toluene; <0.1 g/l in n-hexane ; 0.061 g/100g in fat
Molecular Weight	:	255.7
Reg No.	:	13826-41-3 (Ap-449)
Produced by	:	Rallis Indian Ltd.
Marketing	:	Auto Equipment Ltd. Bangladesh.
Empirical formula	:	C <sub>9</sub> H <sub>10</sub> ClN <sub>5</sub> O <sub>2</sub>
Chemical Structure	:	



Chemical structure of imitaf

**Mode of action:** Acetylcholine (Ach) is the endogenous agonist and excitatory neurotransmitter of the cholinergic nervous system. Neurotransmission through the nicotinic cholinergic synapse is mediated in two steps. Firstly, Ach is released from the pre-synaptic membrane by exocytose and interacts with the binding site located at the extra cellular domain of the nAChR/ion channel complex. Secondly, a conformational changes of the receptor molecule leads to opening the ion channel, promoting the influx of extracellular NaC and efflux of intracellular KC to disrupt the equilibrium status of the membrane potential.

In insects, the nAChR is widely and predominantly distributed in the neuropil regions of the central nervous systems (CNS). It is not only responsible for rapid neurotransmission but it is also an important target for insecticide action.

Imidacloprid possesses a unique combination of characteristics viz. a novel mode of action, excellent systematic and contact activity, a wide variety of application methods, low application rates, long residual control, strong binding to soil organic matter and favorable toxicological and environmental profiles. These characteristics make it one of the most widely used insecticides Worldwide (Cox *et al.*, 1998; Kagabu, 1997; Elbert *et al.*, 1996).

The insecticide is a neuroactive chemical causes the blockage in a type of neuronal pathway (nicotinic) (Ware, 2000) that is more abundant in insects than in warm blooded animals. This blockage leads to the accumulation of acetylcholine, resulting in the insect's paralysis and eventually death (Kidd and James, 1991). Imidacloprid has been registered in 56 countries for foliar and soil application as well as seed treatment (Wang *et al.*, 2005) especially active on aphids, hoppers, thrips, whiteflies, termites, turf insects, soil insects and some species of chewing insects (Kanrar *et al.*, 2006; Kumar *et al.*, 2002; Tomlin, 2000). It is most commonly used in rice, cereal, maize, potatoes, sugar beets, fruits, hops, cotton, tobacco, vegetables and turf (Leal, 2001); in indoor and outdoor cockroach control (Pospischil *et al.*, 1999), termite control (Bayer Corporation, 2000) and for the treatment of cats and dogs against fleas (Schenker *et al.*, 2003).

Extensive surveys have shown that resistance to imidacloprid is still restricted to very few species and often very localized in extent, though exceptional cases of resistance and cross resistance have been confirmed in some populations whitefly (*Bemisia tabaci*) and the Colorado potato beetle (*Leptinotarsa decemlineata*) (Alyokhin *et al.*, 2007; Mota-Sanchez *et al.*, 2006; Nauen and Denholm, 2005; Foster *et al.*, 2003).

**Toxicological effects of imidacloprid:** The imidacloprid active ingredient is considered by the World Health Organisation to be moderately toxic. In laboratory animals, symptoms of acute (short term) oral exposure to imidacloprid included apathy and laboured breathing which lasted for five days. Imidacloprid is moderately toxic to vertebrates.



Imidacloprid has a wide range of uses – soil, seed and foliar. It is used to control sucking insects such as rice-, leaf- and plant hoppers, aphids, thrips and whitefly. It is also effective against soil insects, termites and some species of biting insects, such as rice water weevil and Colorado beetle but has no effect on nematodes or spider mites. It can be used as seed dressing, as soil treatment and as foliar treatment in different crops including rice, cotton, cereals, maize, sugar beet, potatoes, vegetables, citrus fruit, apples and pears, and stone fruit. In European countries such as France, UK, and Holland, imidacloprid is widely used as an insecticide in sugar beet crops. Imidacloprid can be phytotoxic (toxic to plants) if not used according to manufacturers instructions, and it has a tendency to reduce seedling emergence and crop vigour. (U.S. National Library of Medicine, 1995)

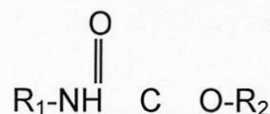
Imidacloprid has been shown to be more toxic to aquatic invertebrates than vertebrates (Overmyer *et al.*, 2005). It is also highly toxic to bees if used as a foliar application (Suchail *et al.*, 2001).

However, imidacloprid has been proved remarkably resilient to resistance and cases that have been reported are still manageable and/or geographically located (Nauen *et al.*, 2008; Denholm *et al.*, 2002; Zhao *et al.*, 2000; Elbert *et al.*, 1996). The existence of strong resistance in some species such as the cotton whitefly (*Bemisia tabaci*) and Colorado potato beetle (*Leptinotarsa decemlineata*) have nonetheless demonstrated the potential of pests to adapt and resist field application of imidacloprid (Alyokhin *et al.*, 2007; Mota-Sanchez *et al.*, 2006; Prabhaker *et al.*, 2005; Nauen and Denholm, 2005).

The use of synthetic pesticides is currently the most widely adopted method for grain protection but little is known about the dose responses of *Alphitobius diaperinus* to this chemical. Hence the chemical has undertaken in the investigation to explore its performance against the test organism *A. diaperinus*. Imidacloprid is a widely used insecticide with relatively low human toxicity. It has raised concerns because of its possible impact on bee populations, ability to cause eggshell thinning in birds, and reduced egg production and hatching success.

#### 1.6.4. General properties of organo carbamet insecticides

The carbamates or urethanes are a group of salts or esters of nitrogen (N) substituted carbamic acid. They differ structurally from organophosphorus esters sharing a common functional group with the general structure as-



Where R<sub>1</sub> and R<sub>2</sub> are alkyl or aryl groups.

These compounds have been used as agricultural and household insecticides replacing the more persistent and hazardous organochlorine insecticides. Aldicarb, carbaryl, propoxur and carbofuran are the most commonly used insecticides of carbamate class (Fleischli *et al.*, 2004; Yang *et al.*, 2000; Hill, 1995; Osteen, 1993). Like organophosphorus, carbamate insecticides also inhibit acetylcholinesterase enzymes and disrupt nerve transmission in vertebrate and in invertebrate species alike. Carbamate compounds bind to the enzyme that is normally responsible for breaking down ACh after it has carried its message across the synapse. When an insect has been poisoned by a cholinesterase inhibitor, the cholinesterase is not available to help break down the ACh and the neurotransmitter continues to cause the neuron to 'fire' or send its electrical charge. This causes over stimulation of the nervous system and the insect dies. Like insects, humans also use ACh as a neurotransmitter and cholinesterase to break it down. Cholinesterase poisoning in humans can be very severe.

Carbamates though react with cholinesterase in a way precisely analogous to the reactions of organophosphates and acetylcholine but the binding is weaker and less stable. In all cases there is an enzyme-complex formation with cholinesterase which is spontaneously hydrolyzed. Thus it is labile, reversible and has short duration with spontaneous hydrolysis occurring within several hours (Clark 2002; Yang *et al.*, 2000).

Carbaryl is a neurotoxic carbamate insecticide. In humans, acute effects of carbaryl exposure include headaches, nausea, incoordination, and difficulty breathing. Carbaryl can cause a variety of behavioral effects, some of which are relatively long-term. It also suppresses several functions of the immune system. Men exposed to carbaryl have more abnormal sperm and lower sperm counts than unexposed men. In female laboratory animals, exposure to carbaryl has caused a variety of reproductive problems, including birth defects in beagle dogs and increased rate of miscarriages in monkeys. Exposure to carbaryl has been associated with a higher incidence of the cancer non-Hodgkin's lymphoma in farmers and brain cancer in children. Nitrosocarbaryl, formed when carbaryl and nitrites react, is a potent carcinogen. Both carbaryl and nitrosocarbaryl cause genetic damage in some test systems, as does carbaryl's primary breakdown product, 1-naphthol.

### **Sevin 85 SP (Carbaryl)**

Sevin is the trade name for a widely used synthetic insecticide containing the active ingredient carbaryl. Carbaryl belongs to the chemical class called carbamates. As insecticides go Sevin is only moderately toxic to mammals and is still widely used in gardens and landscapes. It is, however, highly toxic to honey bees and many other beneficial insects and mites.

Sevin is sold as a powder (dust), granule, and liquid concentrate. Uses include vegetable gardens, landscape plants, lawns, tree fruits and small fruits and the target pest list is broad and includes many common insect and mite pests.

While Sevin insecticide can be used safely we believe there are now safer alternatives that also avoid the harmful effects that broad spectrum chemicals, like carbaryl, can have on beneficial species.

Sevin® is a trademark for the insecticide commonly called carbaryl. One chemical name for the substance is 1-naphthyl N-methylcarbamate. The "naphthyl" portion of the name refers to its substituted naphthalene ring. One

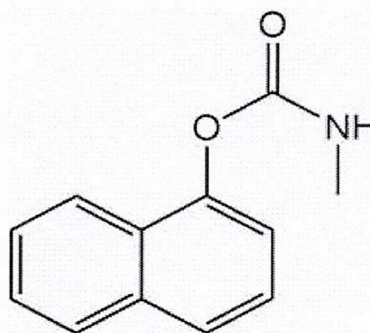
means of manufacturing the pesticide is to react methyl isocyanate with 1-naphthol. This is the reaction that so tragically caused thousands of deaths the notorious industrial accident at Bhopal, India, in 1984.<sup>1</sup> It was not the carbaryl, itself, that caused the disaster, but the methyl isocyanate vapors that leaked into the atmosphere outside the plant.

While horrible, the Bhopal disaster does not constitute evidence the pesticide is ineffective and should not be used. To illustrate, the electricity that illuminates our home also has been responsible for many electrocution deaths.

Carbaryl is a wide-spectrum carbamate insecticide which controls over 100 species of insects on citrus, fruit, cotton, forests, lawns, nuts, ornamentals, shade trees, and other crops, as well as on poultry, livestock and pets. It is also used as a molluscicide and an acaricide. Carbaryl works whether it is ingested into the stomach of the pest or absorbed through direct contact. The chemical name for carbaryl is 1-naphthol N-methylcarbamate. Carbaryl is formulated as a solid which varies from colorless to white to gray, depending on the purity of the compound. The crystals are odorless. This chemical is stable to heat, light and acids under storage conditions. It is non-corrosive to metals, packaging materials, or application equipment. It is found in all types of formulations including baits, dusts, wettable powder, granules, oil, molassas, aqueous dispersions and suspensions.

**Physical and chemical identity of Sevin**

Common name	:	Carbaryl
Commercial name	:	Carbamine, Denapon, Dicarbam, Hexavin, Karbaspray, Ravyon, Septene, Sevin, Tercyl etc.
Chemical class	:	Carbamet
Chemical name	:	Carbamic acid, methyl-, 1-naphthyl ester, Methylcarbamic acid-1-naphthyl ester, 1-Naphthyl methylcarbamate.
Molecular Weight	:	201.24
Reg No.	:	FC5950000
Empirical formula	:	$C_{12}H_{11}NO_2$
Chemical Structure	:	



Chemical structure of Sevin

**Mode of Action**

Carbaryl is a carbamate insecticide. Like all members of this chemical family, it inhibits the action of an enzyme that is an essential component of insect, fish, bird, and mammal nervous systems. The enzyme, acetyl cholinesterase (AChE), controls the chemical reaction that transforms acetylcholine into choline after acetylcholine has been used to transmit nerve impulses across the junctions between nerves. Without functioning AChE, acetylcholine accumulates and prevents the smooth transmission of nerve impulses. This

causes loss of normal muscle control, and ultimately death. The AChE inhibition is said to be reversible because the carbaryl disassociates from the AChE within several hours. This happens even if death has already occurred. Insecticides in the organophosphate family (malathion and diazinon, for example) also inhibit AChE, but the inhibition is not as readily reversible.

Carbaryl can also affect a number of other enzyme systems in living things. For example, the carboxylesterases (detoxification enzymes), lactic dehydrogenase (enzymes that utilize sugar), and serine esterases (enzymes important to the function of certain immune system components) are all inhibited by carbaryl.

**Toxicological effects of Carbaryl:** Symptoms of acute carbaryl exposure in humans are malaise, muscle weakness, dizziness, sweating, headache, salivation, nausea, diarrhea, incoordination, and slurred speech. Depression of breathing ability combined with an excess of fluid in the lungs (pulmonary edema) is the usual cause of death when exposure is high.

Carbaryl's acute oral LD<sub>50</sub> (the dose that causes death in 50 percent of a population of test animals) in rats is 255 milligrams per kilogram (mg/kg) of body weight.<sup>5</sup> Extrapolated to the weight of an average 70 kilogram (154 pound) human who is assumed to be as sensitive to carbaryl as are rats, this means that a dose of about 18 grams or two-thirds of an ounce would be fatal.

Lower doses of carbaryl over a longer period of time cause a variety of adverse effects. In humans, ingestion of 0.13 mg/kg/day (less than a thousandth of the LD<sub>50</sub>) caused abdominal cramps and a decrease in the ability of the kidneys to resorb amino acids. In rats, decreases in weight and body temperature occurred following single injections of doses of less than one-twentieth of the LD<sub>50</sub>. Similar doses given for two years caused kidney abnormalities in rats as well as dogs. In addition, drinking water contaminated with 10 parts per million (ppm) of carbaryl caused liver pathologies and reduced blood clotting activity in rats and single sublethal doses in rabbits reduced their heart rate and caused changes in their electrocardiograms.

Humans are exposed to carbaryl through consuming contaminated food and water, using carbaryl in homes, gardens, and offices, through drift, and through occupational exposure. Carbaryl is the tenth most commonly detected pesticide in U.S. food residues surveys. It has been found in groundwater, surface water, and fog. Almost 60 million applications of carbaryl-containing insecticides are made annually in homes and gardens. Workers in carbaryl manufacturing facilities, agricultural workers, and pet handlers are all occupationally exposed to carbaryl and have suffered adverse effects, including sperm abnormalities, AChE inhibition, diarrhea, and coughing. Carbaryl is well-absorbed by skin, particularly skin of young animals. Protective clothing can be difficult to effectively launder and transmits more carbaryl under hot, sweaty conditions.

A wide variety of nontarget animals, plants, and microorganisms are affected by carbaryl exposure. The number of sublethal effects that occur at low exposures is particularly striking. Beneficial arthropods, fish, birds, a variety of crop plants, and nitrogen-fixing microorganisms are all affected by carbaryl. Only one ecosystem study has been done with carbaryl, but it indicated that the effects on individual species result in persistent effects on ecosystems.

#### **1.6.5. General properties of piperonyl butoxide (PBO)**

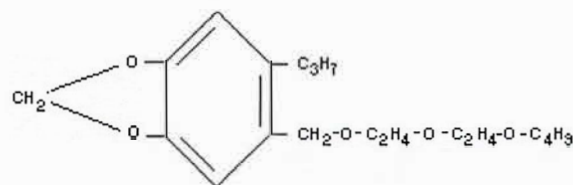
piperonyl-butoxide is the first effective and commercially viable synergist to be developed in 1947 using naturally occurring safrole as the key raw ingredient (Wachs, 1947). The chemical has been used in conjunction with household insecticides such as pyrethrins, pyrethroids, organophosphates, rotenone and carbamates to increase the insecticidal activity (Fakoorziba *et al.*, 2009; Rahman *et al.*, 2007; Young *et al.*, 2006; El-Merhibi *et al.*, 2004; Huang and Subramanyam, 2003; Kumar *et al.*, 2002; Zhao *et al.*, 2000; Tozzi, 1998; Knowles, 1991).

Piperonyl-butoxide is a yellowish pale brown oily liquid particularly insoluble in water. Its boiling points is 180°C at 1 mm Hg and miscible with most organic solvent. The technical grade is 90-92% pure and grade comprises  $\geq 85\%$  m/m

piperonyl - butoxide and  $\leq 15\%$  m/m related compounds. It is stable to light and resistant to hydrolysis. Its molecular weight is 1 mm Hg (Metcalf and Flint, 1962). It is non corrosive, changes colour with faint characteristic odor when put in an iron container. It is stable to light under normal atmospheric conditions and very stable hydrolytic influences (Anon, 1993).

### Physical and chemical identity of Piperonyl- buoxide:

Common name	: Piperonyl- buoxide
Chemical name	: 3, 4-methylenedioxy-6-propylbenzyl <u>n</u> -butyl diethylene glycol ether.
Other name	: 1,3-Benzodioxole, 5-[[2-(2-butoxyethoxy)ethoxy] methyl]-6-propyl; Toluene, $\alpha$ -[2-(2-butoxy etho xy) ethoxy]-4,5-(methyl lenedioxy)-2-propyl- butacide; Butocide; Butyl carbitol 6-propylpiperonyl ether; ENT 14,250; Pyrenone 606; 6-Propylpiperonyl butyl diethylene glycol ether.
Solubility	: Soluble in water.
Molecular Weight	: 356.4538
Reg No.	: 51-03-6
Empirical formula	: $C_{19}H_{30}O_5$
Chemical Structure	:



Chemical structure of piperonyl butoxide

Piperonyl-butoxide (PBO) is short lived in the environment and has a low to moderate potential to contaminate groundwater if it used properly (Arnold, 1998). It is plus product in protecting the environment from the unnecessary build up of the insecticide residue (Anon, 1993). PBO is moderately toxic to fish and to low in toxicity to birds (Osmitz and Hobson, 1998).



PBO is considered minimally toxic and is not thought to cause significant symptoms in most people following short term oral or skin exposures. In two different studies, human volunteers were given oral and dermal doses of PBO. After monitoring the volunteers for 3 days, researchers found no evidence of toxicity or changes in normal metabolic functions. However, sensitive individuals may experience skin irritation and moderate gastrointestinal symptoms if they are exposed to PBO. It is low to very low in toxicity to mammals when eaten or inhaled or absorbed by skin (Moretto, 1995; Breathnach, 1988).

Piperonyl-butoxide has varied group of crop tolerance. The synergistic effect of PBO in particular on pyrethroids is well known and the subject has been reviewed by Sawicki (1962, Hewlett (1960) and Metcalf (1955). The effect of piperonyl-butoxide as synergist on malathion and its analogues (Ware and Roan, 1958; Rai *et al.*, 1956; March *et al.*, 1952) carbamates (Moorefield, 1958) and some other organophosphorous insecticides have also been studied.

With the advent of the house flies showing a pronounced resistance to DDT, a search for synergist for this type of compound was made by March *et al.*, (1952). Rai *et al.*, (1956) initiated an investigation on the possible action of piperonyl-butoxide and other organic phosphorus compounds such and diazinon, Bayer L, 13/59 and malathion on two strains of house flies. He observed a significant synergistic effect with diazinon and Bayer L, 13/59 but a pronounced antagonism with malathion.

When piperonyl-butoxide was newly introduced its factor of synergism with pyrethrin was known only when used against the housefly. Dove (1947) first performed experiments with houseflies with maximum 1 part pyrethrins in 10 part of piperonyl-butoxide. The ratio was used in later works with insects and proved to be the most useful both in efficacy and cost. There are four sets of circumstances which affects the amount of synergism displayed by a mixture namely; (1) the manner in which the insecticide reaches the insect (2) the way in which the insect reaches the insect varies with the technique of the tests.

These can be grouped roughly into three categories viz. (a) tropical application, contact sprays and aerosols (b) exposure to deposits of insecticide and finally (c) exposure to insecticidal dusts (3) the ratio in which the two substances are present and (4) the nature of the constituents particularly when powder products are formulated (Dove, 1947).

Resmethrin and bioresmethrin synergized with piperonyl-butoxide have been tested in Australia as protectants of wheat (Ardley, 1976; Ardley and Desmarchelier, 1978). Residues from application rates of both pyrethroids killed all introduced lesser grain borer. Sawicki (1962) and Hewlett, (1961) recorded some factors of synergism for house flies treated tropically with solution of pyrethrins and piperonyl-butoxide in refined kerosene. Burnett (1961) recorded low factors of synergism with young adult flies (*Glossina morsitans* West) tropically applied with kerosene solution of pyrethrins and piperonyl-butoxide. Synergism of carbamates by piperonyl-butoxide against larvae of *Culex pipiens fatigans* Wied. was also observed by Georghiou and Matcalf (1967). Increased toxicity of sevin to house fly *Musca domestica* L. was also observed when combined with piperonyl-butoxide (Moorefield, 1958).

Synergism was exhibited in mixtures of piperonyl butoxide and allethrins (Jones, *et al.*, 1952), piperonyl butoxide and pyrethrins (Wachs, 1947) against houseflies. It is reported that commonly known synergists of pyrethrum, including piperonyl butoxide piperonylcyclone, sesamin, MkG<sub>264</sub> and n-propyl isom also synergise the synthetic pyrethroids, allethrin and cyclothrins.

Metcalf (1967) reported that synergistic action of piperonyl butoxide when it was combined with a number of alkoxyphenyl N-methylcarbamates and deltamethrin against *Rhyzopertha dominica* and some other stored product pests. In combination with fenitrothion, phenophrin, permethrin piperonyl butoxide gave virtually complete protection of *T. castaneum*, *T. confusum* and *Sitophilus zeamais* during 1 month storage. Cyfluthrin plus piperonyl butoxide was effective as synergist against some stored product insects (Arthur, 1994; Pospischil and Smith, 1994; Collins, 1990; Bengston *et al.*, 1987).

Besides, synergistic activity of piperonyl butoxide in combination with some commercially available pesticides has been studied against several pest species by a number of investigators as shown in table 1.

### **1.7. Penetration and distribution of insecticides**

Penetration through the integument is of great importance because of its possible influence on the selective action of insecticides as between insect and mammals (Wilkinson, 1976). An insecticide applied to insect cuticle comes first into contact with the outer layer of epicuticular wax which overlies more polar layers consisting largely of chitin and tanned protein. The mechanism of penetration of insecticides through insect cuticle is controversial. However, according to Moriarty (1969), on entry via the cuticle the insecticide passes into the haemolymph, which rapidly transports it through the insect body. As it spreads it may be sorbed on to proteins dissolved and stored in lipid rich tissues, activated or detoxified. Insecticides may also move laterally in the integument and reach the target site via the tracheal system (Welling *et al.*, 1971)

### **1.8. Insect resistance to insecticides**

Resistance is the ability of an insect to survive a dose of insecticide that would be lethal to members of a normal population (Muggleton, 1984). Those that show reduced susceptibility are more likely to survive an exposure to the insecticide and are hence more fit than the others in the same population. Such insects pass on their reduced susceptibility to their offspring and within a few generations, true resistance may develop.

Melander (1984) was first to report the appearance of resistance in insects to insecticides. Insect resistance began to receive scientific attention following the introduction of DDT after World War II, when resistant strains of the house fly, *Musca domestica* L., appeared almost simultaneously in Sweden and Denmark in 1946, mosquitoes (*Culex pipiens* L. in Italy, *Aedes sollicitans* Walker in Florida) the bed bug (*Climex leuctularius* L.) in Hawaii in 1947, and human body louse (*Pediculus humanus humanus* L.) in Korea and Japan in 1951 (Brown and Pal, 1971).

Most early examples of insecticide resistance were found in insect vectors of human diseases because of the widespread use of DDT, lindens and dieldrin in vector control program. However, by 1970 insecticide resistance was demonstrated in 118 pests of crop, forest and stored products as compared with 166 pests of humans or animals (Brown and Pal, 1971) and by 1980, resistance was established in 260 agricultural pests compared to 168 pest of humans and animals ( Georghiou, 1986).

Insecticides are indiscriminately used to suppress insect populations in stored grains (Storey *et al.*, 1984) increased reliance on insecticides on stored grain has lead to development of resistance in adults of several species of beetles and moths (Subramanyam *et al.*, 1989; Beeman *et al.*, 1982; Zettler, 1982; Haliscak and Beeman, 1983; Arthur *et al.*, 1988; Summer *et al.*, 1988; Binns, 1986; Bondnaryk *et al.*, 1984) Resistance to insects to contact insecticides is now a widespread occurrence and is increasing globally (Zettler and Cuperus, 1990; Prickett *et al.*, 1990; Collins, 1990; Taylor, 1989; Navarro *et al.*, 1986)

According to Georghiou and Taylor (1977), the number of species of insects and acarines in which resistant strains have been reported has increased from 1 in 1908 to 364 in 1975. Resistance to one or more pesticides has been reported in at least 477 species of insects and mites (Geoghiou and Mellon, 1983). Budiansky (1986) reported that the number of insects which exhibited resistance to pesticides was 7 in 1935 and had swelled to 462 in 1986 all over the world. The total number of species in which resistant strains appeared by the end of 1989 has reached 504, of which 481 are injurious and 23 beneficial of the 481 injurious species, 283(58.8%) are of agriculturally importance and 198(41.2%) of medical or veterinary importance (Georghiou, 1990). Major factors contributing to resistance to insecticides may be behavioural, physiological or biochemical which are summerized in Table 1 (Hodgson and Motoyama, 1984).

**Table 3:** Causes of resistance development to insecticides in insect.

Category	Examples of sites/ Activity
A. BEHAVIOURAL	Resting behaviour olfactory behaviour
B. PHYSIOLOGICAL	
1. Reduced penetration	Cuticle
2. Increased storage	Adipose tissues
3. Reduced nervous sensitivity	Impulse transmission & Knockdown
C. BIOCHEMICAL	
1. Reduction in Sensitivity	Cholinesterase
2. Receptor by pass	HCN in scale insect
3. Increase in non-oxidative enzymes	Glutathione transferase & esterase
4. Increase in oxidative enzymes	Cytochrome p-450 mono-oxygenase.

Georghiou (1983) and Pluthers and Therlkeld (1981) have referenced to the importance of physiological factors. Melander (1914), however, emphasized that insecticide resistance are often associated with an enhanced enzymatic detoxifying mechanism.

### 1.9. An introduction to synergism

The term 'synergism' has been derived from the Greek word "synergos" means working together. It describes the special case of joint action where one of the ingredients is nontoxic at the dose used, but has the effect of increasing potency of the other component of the mixture so that their combined effect is greater than the amount of their individual effects.

Busvine (1971) defined a 'Synergist' as a compound that is not toxic to the target organism on its own but increases toxicity when applied with another toxic compound, while Palpp (1979) defined 'Synergist' as a compound that increases toxicity when mixed with a toxic compound whether it is toxic or not.

Olkowski *et al.*, (1991) defined synergism or synergistic effect as the action of two different effects acting together to create a greater effect than the sum of the actions produced by each acting independently.

Ferdous (1995) stated that when certain compounds are jointly administered to living organisms, the potency of combination is greater than might be expected from the potencies of the component if administered separately. The phenomena concerned are included in the term of synergism and potentiation.

The first systematic discussion of the joint action of insecticides was made by Bliss (1939), who distinguished different types of joint toxic action. Independently joint action refers to poisons applied at the same time but acting quite independently on different physiological mechanisms. Similar joint actions, refers to poisonous action at the same physiological site, in such a way that one may be substituted for the other at a certain proportion. Bliss (1939) was largely responsible for introducing the statistical calculation of independent action and synergism. The mixture of several components produces synergism when the lethal effect of the mixture is greater than the sum of the lethal effects of each component considered separately.

Plackett and Hewlett (1952) discussed the joint action more thoroughly and introduced a new classification as well as new methods of calculation. Horsefall (1934) suggests the use of mixture of the chemicals on various proportions; a system used by Le Pelley and Sullivan (1936) and expanded by Diamond and Horsefall (1955). Dove (1947) demonstrated that the efficacy of pyrethrum could be increased by mixing it with piperonyl butoxide (PBO). Hewlett (1960) reviewed the joint action of insecticides. Sun and Johnson (1960a) studied the synergistic and antagonistic actions of insecticide-synergist combination and their mode of action.

Piperonyl butoxide (PBO) was the first commercially viable synergist to be developed (Wachs, 1947). Since then many compounds were developed but

few remained. Nowadays best known synergists are sesamex, MGK<sub>264</sub>, SKF<sub>525</sub>, S, S, S-tributylphosphorotrithioate (DEF), diethylmaleate (DEM), triphenyl phosphate (TPP) etc (Sacher *et al.*, 1968). The methylenedioxyphenyl (MDP) compounds such as sesamex, sesamine, sesamoline, sulfoxide and propyl isome are also the most important insecticide synergists (Pap *et al.*, 2001).

Synergists have practical importance in three respects (MetCalf, 1967).

- ❖ In the more economical or efficient control of insects by a mixture.
- ❖ In increasing the spectrum of activity of an insecticide
- ❖ In restoring the activity of an insecticide against resistant strains of insect.

Benz (1971) proposed a quantitatively based definition for the classification of synergism as follow;

1. **Independent synergism** (Independent action with zero correlation): Here two compounds act independently and do not interfere each other.
2. **Sub-additive synergism**: This is the system of two components which together produce an effect greater than the independent effect but less than the algebraic sum of the two single effects. A weak potentiating effect is necessary to produce such a result.
3. **Suplimental synergism**: Here two effective components together produce an effect greater that their algebric sum.
4. **Potentiating synergism**: This type of synergism has a component C which cause the effect  $M_c$  and synergist (s) which alone cause no effect, i. e.  $M_s = 0$ , but which in combination produce an effect which is significantly greater than  $M_c$ . This is found when sub lethal doses of a chemical insecticide are mixed with a pathogenic microorganism.
5. **Collective synergism**: In this system each of the two components alone causes no measurable effect but together produce a significant effect.

6. **Temporal synergism:** This is said to occur if two components applied jointly kill insects quicker than either component separately. This system may be incorporated in economic synergism where two components together reduce damage more than each component alone.

**Antagonism:** Antagonism is the opposite of synergism. It is the situation where the combined effect of two or more compounds is less toxic than the individual effects. For example:  $4+6 < 10$ . Antagonistic effects are the basis of many antidotes for poisonings or for medical treatments. For example: ethyl alcohol (ethanol) can antagonize the toxic effects of methyl alcohol (methanol) by displacing it from the enzyme that oxidizes the methanol.

In comparison, a synergistic effect is the situation where the combined effect of two chemicals is much greater than sum of the effects of each agent given alone. For example:  $2+2 > 4$  (may be 10 times or more).

**Modes of action:** Mechanism of synergism in insecticides has been much investigated (Hewlett, 1968). Many details remain to be worked out. However, according to Veldstra (1956) synergistic action is caused by the blocking of "site of loss" (a mechanism by which an active substance can be lost before it reaches to the effective receptor). If two insecticides (similar in chemical composition and action) differ in their toxicity at the site of action, this difference will not necessarily be reflected in their related toxicities unless they are both equally affected by the "site of loss". The substance with lower toxicity than the other at the site of action may show a greater toxicity in tests if less is lost before it reaches the sites of action. Blocking "site of loss" by synergists will allow the insecticides to reach the site of action and show their "true" relative toxicities.

According to Sun and Johnson (1960b) the synergistic effect of sesamex and related compounds was due to the inhibition of biological oxidation. The synergism of certain group of compounds may be inhibition of other enzymatic detoxification. In the absence of synergist the insect is able to metabolize



some or most of the insecticide to non-toxic compounds or to compounds less insecticidal than the insecticide. The synergist reduces this metabolism and thus a greater portion of insecticide dose exerts a toxic effect in the presence of synergist than in its absence. The sites of detoxification and of toxic action appear in general to be separate and thus an understanding of the synergism does not depend on knowledge of the mode of toxic action of the insecticide. Moreover, the same enzyme complex within the insect appears to be responsible for oxidative detoxification of insecticides of widely different chemical structures so that a given synergist may synergize insecticides differing widely in their mode of action.

Metcalf (1967) reviewed much of the literature on the mode of action of synergist. The synergism by benzodioxoles of carbamates, pyrethroids and certain organophosphorous compounds is accounted for by the benzodioxoles depressing metabolism of the insecticides than can be regarded as oxidative in broad sense. Oxidative metabolism converts certain other organophosphorous insecticides into compounds of higher insecticidal potency than the original insecticides.

Synergists have been used since 1947 to enhance the efficacy of insecticides in insect control (Wachs, 1947). Synergists inhibit the enzymes responsible for toxicant degradation (Hewlett, 1968). Sacher *et al.*, (1968) reported that the synergistic compounds such as piperonyl-butoxide, sesamex, MGK<sub>264</sub>, SKF<sub>525</sub>, TTP, DEM, DEF etc readily inhibit the activated enzymes (Metcalf, 1967).

It is now generally recognized that a synergist produces its synergistic effect by biochemically inhabiting the detoxification enzymes (metabolic enzymes) within the insect body, thus increasing the effectiveness of insecticides (Willoughby *et al.*, 2007; Young *et al.*, 2005).

The pest species possess some detoxification enzymes such as esterases, carboxylesterases, phosphotriester hydrolases, carboxylamidases, epoxide hydrolases and cytochrome P<sub>450</sub> mono-oxygenases enable insects to 'transform' insecticides to less biologically active compounds that can then be eliminated by excretion (Ranson *et al.*, 2002; Jensen, 2000; Oppenoorth, 1985).

Though it has been reported that synergists block the specific enzyme systems (Roush and Daly, 1990) they are not entirely specific to a single detoxification enzyme class. For example: PBO is a well established inhibitor of cytochrome P<sub>450</sub> mono-oxygenases but is also a moderately effective inhibitor of esterases in some insects (Gunning *et al.*, 1998). S, S, S-tributylphosphorotrithioate (DEF) is a strong esterase inhibitor but it is also a substrate for microsomal mono-oxygenases and has a limited capacity to inhibit those (Sanchez-Arroyo *et al.*, 2001).

Diethylmaleate (DEM) inhibits GSH S-transferases indirectly through the depletion of glutathione and this depletion may have other cellular effects that alter toxicological responses such as enhancing oxidative stress (Cnubben *et al.*, 2001). It may also act as a microsomal mono-oxygenase inhibitor (Arends, 1987). Further, piperonyl butoxide and MGK<sub>264</sub> are commonly used with carbamates, organophosphates and pyrethroids for the control of different pests (Sahay *et al.*, 1996; Singh and Agarwal, 1994). Piperonyl-butoxide and MGK<sub>264</sub> usually exert their synergistic action with synthetic pesticides by inhibiting the mixed function oxidase activity which detoxifies xenobiotics or they may increase the penetration of the toxin which results in a high titer of toxin at the active site.

Gunning *et al.*, (1998) have reported that in the cotton aphid (*Aphis gossypii*, Hemiptera; Aphididae), piperonyl butoxide acted as an inhibitor of esterase, since it is a well known inhibitor of microsomal mono-oxygenase which are involved in the metabolism and detoxification of virtually all insecticides (Hemingway and Ranson, 2000; Feyereisen, 1999).

In this investigation synergism will be considered as the cooperative action of two compounds of a mixture so that the total effect is greater than the sum of the effect of the compounds used independently.

The effects on synergism of altering the amount of synergist has previously been noted increasing the dose of synergist enhanced the synergistic ratio when synergist and insecticide were co-applied (Pap *et al.*, 2001).

In this thesis synergism will be considered as the co-operative action of two compounds of a mixture so that the total effect is greater than the sum of the effect of the compounds used independently.

Leahey (1984) discovered that of a knock down resistance (kdn) factor is present and knockdown time should be greatly lengthen in resistant adults as compares to susceptible adults. This he discovered after synergising DDT, permethrin, cypermethrin, deltamethrin, and ferveralate with DMC (1,1-di-(4-chlorophenyl) ethanol], piperonyl butoxide and DDE (S,S,S-tributyl phosphorotrithioate) which all failed to increase the toxicity values appreciably when applied to a resistant strain of diamond backmoth (*Platella xylostella*).

### 1.10 Objectives

- 1) To assess the toxicity of some widely used insecticides such as cglorpyrifos (dursban 20 EC), cypermethrin (cythrin 10 EC), imidachloprid (imitaf 20 SL) and carbaryl (sevin 85 SP) against the lesser mealworm *R. dominica*.
- 2) To investigate the synergist or antagonistic effect of piperonyl-butoxide when combined with the selected insecticides against the lesser mealworm *R. dominica*.



# Chapter Two

Materials and

Methods

## CHAPTER-2

### MATERIALS AND METHODS

#### 2.1. MATERIALS

To maintain the culture of beetles, the following laboratory materials were used:

- i. Plastic Jars.
- ii. Beakers.
- iii. Petri dishes.
- iv. Sieves.
- v. Sable hair brush.
- vi. Pieces of cloth.
- vii. Spoon.
- viii. Sieves.
- ix. Rubber bands
- x. Potato slices, etc.
- xi. Yeast.

All the Beakers and Petri dishes were sterilized by keeping in an oven for about six hour at 120<sup>0</sup>C (Khan, 1981).

#### 2.2 Collection of test insects

The adults of *Rhizopertha dominica* L. were collected from flour mills of different areas to be mentioned in Benodpur Bazar, Shaheb Bazar, Uposhahar under Rajshahi City Corporation (RCC)



**Plate 8:** Glassware's used in the experiment.



**Plate 9:** Culture of the lesser grain borer, *R. dominica* in an incubator.

Wheat flour and corn flour were blended by an electric blender and sterilized in an oven at 120°C for 30 minutes. The mixture was then allowed to cool down and the yeast was mixed well and sieved.

### 2.3 Culture of *Rhyzopertha dominica* F.

The grains were cleaned by sieving and then sterilized in an oven at 100° C for 8 hours. A total of 1200 adults of *R. dominica* were collected and checked under stereo-binocular microscope to avoid other species, if any. The collected adults were divided into 3 groups, each having 400 adults of different ages and were kept in separate beaker (250 ml) containing 400g of wheat grains for ovipositor. After 72 hours adults were sieved out and eggs were collected and released in sterilized wheat in plastic container(36 mm diam. and 24 mm height).. The plastic containers were maintained in the laboratory at room temperature and relative humidity to ensure constant and ample supply of insects of known ages.

Culturing of insects under laboratory condition is an important and useful way to observed wide variety of problems associated with insects infesting stored products. The knowledge concerning biology and habitats of both insects and its enemies helps to some extent for solving storage problem (Mondal and Parween, 1997). The population of *R. dominica* are not flourished in a culture that has become mouldy. Occurrences of enemies of this species under laboratory conditions are likely to be more serious than that of field conditions (Goodrich, 1921). For research purposes, care must be taken to schedule culture time and avoid overpopulation of cultures, disease, parasites and other stresses. Particular attention should be given to sanitation in the culture room and avoidance of cross contamination, specially from grain that has not been disinfected. For reproducibility of results, insects must be unstressed, of similar genetic background, and free of disease. Conditions in the culture room should be standardized and consistent for temperature and relative humidity (Wright *et al.*, 1989). Keeping these points in mind the culture of *R. dominica* was prepared as follows:

About 1000 of beetles were released in 250g of food in a beaker. The adult beetles were collected form the original stock by sieving through as U.S. standard No. 16 or 20 sieve. The healthy and active beetles were taken in the

beaker. The mouth of the beakers was covered by thin cloth and rubber band. The beetles were placed in an incubator at  $30^{\circ}\text{C} \pm 0.5^{\circ}\text{C}$  without controlling the light and humidity. Slices of potato were kept within jars for humidity control, which were replaced when necessary.

These cultures were examined regularly and only healthy cultures were kept. Infested culture if any observed was readily discarded. Dead individuals also were removed from the cultures.

#### **2.4 Preparation of the food medium**

In order to prepare the food media 500g of Fresh grains of 'white' variety wheat were collected from the seed stores of Bangladesh Agriculture Development Corporation (BADC), Sopura, Rajshahi. The grains were cleaned by sieving and then sterilized in an oven at  $100^{\circ}\text{C}$  for 8 hrs. The sterilized wheat were kept in a plastic container (36 mm diameter, 24 mm height). For 15 days to equilibrate with the moisture content of the experimental laboratory with the minimum of 13%. All the glassware and sieves were sterilized in an oven at  $600^{\circ}\text{C}$  for 4hr before use.

#### **2.5 Establishment of culture**

The original culture of *R. dominica* were raised from the insects collected from the wheat flour mills, Shaheb Bazar, Rajshahi, in 2008. A total of 1200 adults of *R. dominica* were collected and checked under stereo-binocular microscope to avoid other species, if any. The collected adults were divided into 3 groups, each having 400 adults of different ages and were kept in separate beaker (250 ml) containing 400g of wheat grains for oviposition. After 72 h. adults were sieved out and eggs were collected, and released in sterilized wheat in plastic container. The plastic containers were maintained in the laboratory at room temperature and relative humidity to ensure constant and ample supply of insects of known ages.



## 2.6 Preservation of culture

Frass, spoiled substances, fecal materials, excretory products etc. gradually accumulate in the culture media and make it dirty, unhealthy and damped. To avoid such unhealthy condition, the original cultures were sieved after every 2-3 months and freshly sterilized wheat grains were added to the culture.

## 2.7 Maintenance of the culture

To maintain the culture and to avoid from predators and parasites following precautions were followed:

- a) Food media were sterilized at 100°C before use.
- b) Care was taken to make sure that all the media used in the experiments being sterilized gained the temperature ranged between 80°C-100°C (Mondal and Parween 1997).
- c) The moisture content of the grains was maintained at 13%.
- d) The containers used for the heat sterilization of food medium were well sealed before heating and allowed to cool down at room temperature to prevent evaporation of moisture.
- e) Mouth of the culture boyam was covered with a filter paper. A piece of cloth was then tied on the top with the help of gutter.
- f) All the glasswares and equipment were regularly cleaned and sterilized before and after use.
- g) Cultures were rotated regularly by preparing new cultures and old media were discarded.
- h) All the experimental beakers, petridishes and vials were placed on a tray containing mineral oil to avoid mite infestations.

When sufficient numbers of adults were produced, they were separated from the food medium for experiment.

Dose mortality experiments were done by surface film technique method. Before setting experiments pieces of paper were placed inside the culture beaker/jar to allow the beetle to crawl on to it. The adults crawled beetle was then collected in a small beaker with the help of a camel hairbrush.

## 2.8 Insecticidal application

Same age of adult *R. dominica* were used in the experiment. Different doses were used for both the insecticides, each with five replications. In each replication 50 adults *R. dominica* were used. Insecticides were diluted in acetone and pilot experiments were done according to the indications made by the produces for the users, to obtain doses in which mortality rate was in between 10 to 84%.

The actual doses were calculated from the amount of insecticide present in 1ml of the solution and then the amount of active ingredient was also worked out. The calculated amount of the active ingredient of the insecticide was expressed as

A control experiment was maintained in which treatment was made only with the solvent. The mortality of the *R. dominica* was recorded after 24 hours of treatment.



**Plate 10:** Preparation of dose

## 2.9 Bioassay of the insecticides

Selected doses were prepared prior to the experiment. Beetles were collected in the shortest possible time before setting up the experiments. Finally washed and properly autoclaved Petri dishes were marked with a permanent marker for different doses. According to the results obtained from the pilot experiment doses were prepared of which 1ml of each of the doses was poured down on the Petri dish (9cm; r = 4.5cm) with a one ml syringe (Hamilton Bonaduz). A control experiment was maintained in which treatment was made only with the solvent. The Petri dish then allowed drying by evaporation of the solvent 50 insects was released within each Petri dish. Then the Petri dish kept within an incubator at  $30^{\circ}\text{C} \pm 0.5^{\circ}\text{C}$  for 24 hours. Mortality of the beetles was recorded after 24 hours of treatment.

## 2.10 Bioassay of insecticide and synergist mixtures

Each insecticide and a synergist were mixed in acetone at 1:1, 1:5 and 1:10 applied as mentioned in section the lowest dose of the insecticide was taken proportionate to that of the synergist to make the combined dose.

## 2.11 Cleaning of glassware

Petri dish, tube, conical flask were washed with a detergent solution as routine cleaning of glassware. Distilled water was used for final wash and ringed carefully, pencil marks, gum were removed effectively from the glass were by xylene. Sometimes the dirty or spotted glassware were cleaned and washed by recommended clearing solution was prepared in laboratory as follows:

Potassium dichromate	100 gm
Hydrochloric acid	500 ml
Water	1000 ml

Glassware's were sterilized in the incubator. Sterilization was accomplished by placing in the incubator for 15 to 20 minute at  $80^{\circ}\text{C}$ .

## 2.12 Analysis of data

The invested data analyzed by following method:

### 2.12.1 Probit analysis

The percent mortality was subjected to statistical analysis according to Finny (1971) and Busvine (1971). The dose mortality relationship was expressed as a median lethal dose (LD<sub>50</sub>).

During probit mortality calculation percent mortality of the adult beetles were corrected by using Abbott's (1925).

$$P = \frac{P_o - P_c}{100 - P_c} \times 100$$

Where, P<sub>t</sub> = Corrected mortality %

P<sub>o</sub> = Observed mortality % and

P<sub>c</sub> = Control mortality %

Probit analysis was done according to Busvine (1971) using a software developed in the Department of Agricultural and Environmental Science, University of Newcastle Upon Tyne, United Kingdom, which adapted the traditional calculations to automatic computation. No provisional graph or tables are required. Heterogeneity is tested by a chi-squared test, if the probability is greater than 5% an automatic correction of heterogeneity is introduced. The program also calculates confidence limits for LD<sub>50</sub>. This data is entered into a linear regression program which fits a regression line on to a probit log dose concentration graph. % mortality and dose concentration can be determined from this graph using the probit transformation table (Busvine, 1980).

The median lethal dose (LD<sub>50</sub>) was calculated by using a Probit analysis program. The LD<sub>50</sub> values of the insecticides are inversely related to the toxicity of the insecticide i.e. higher the LD<sub>50</sub> value lower the toxicity of the insecticide.

### 2.12.2. Determination of co-toxicity co-efficient

Using the formula described by Sun and Johnson (1960a)

$$\text{Co toxicity coefficient} = \frac{\text{LD}_{50} \text{ of toxicant alone}}{\text{LD}_{50} \text{ of toxicant in the mixture}} \times 100$$

When the co-toxicity coefficient of a mixture is 100, the effect of this mixture indicates probability of similar action. If the mixture gives a coefficient significantly greater than 100, it indicates a synergistic action. On the other hand, when a mixture gives a co-toxicity coefficient less than 100, the effect of the mixture indicates an antagonistic action.

### 2.12.3. Construction of isobolograms

The regression lines and isoboles were drawn using the Fig-P (Biosoft) package. Isobolograms for the mixtures of insecticides were constructed according to the methods described by Hewlett (1960). This was done as follows: using the  $\text{LD}_{50}$  values for each ratio, the concentration of each individual compound in the mixture was plotted. Isobole lines below the additive line indicate synergism. Isoboles were drawn by free and curve fitting.



**Plate 11:** Dead *R. dominica* adults in the Petri dish treated with insecticide after 24 hours of application.



**Plate 12:** Dead *R. dominica* adults in the Petri dish treated by insecticide with PBO after 24 h.



# Chapter Three

Results and  
Observations

## CHAPTER-3

### RESULTS AND OBSERVATION

#### 3.1. LETHAL EFFECT OF INSECTICIDES

The lesser grain borer, *Rhyzopertha dominica* adults were exposed to different concentrations of Chlorpyrifos (Dursban), Cypermethrin (Cythrin), Imidachlopid (Imitaf) and Carbaryl (Sevin). The toxicity of the insecticides has been recorded properly and the results have been estimated in this chapter. The effect of several concentrations of each insecticide and a synergist piperonyl-butoxide (PBO) at different ratios has also been recorded accordingly.

##### 3.1.1. LETHAL EFFECT OF ORGANOPHOSPHATE INSECTICIDES

###### Chlorpyrifos (Dursban)

The effect of five different doses of chlorpyrifos on adults after 24h of exposure has been estimated in appendix table I. The final doses exposed to the adults were 0.469, 0.2345, 0.1172, 0.0586 and 0.0293  $\mu\text{g cm}^{-2}$  which gave 84%, 68%, 60%, 52% and 26 % mortality respectively. The  $\text{LD}_{50}$  value for the adult has been recorded as 0.07450  $\mu\text{gcm}^{-2}$ . The  $\text{LD}_{50}$  value along with 95% confidence limits, regression equation, chi-squared value have been estimated in the (table 4) No significant heterogeneity observed. A regression line has been drawn by plotting on a log probit paper where probit mortality (Empirical probit) on Y-axis and log dose on X- axis was plotted as shown in (Fig. 3.)



### 3.1.2. LETHAL EFFECT OF PYRETHROID INSECTICIDES

#### Cypermethrin (Cythrin)

A serial of five different doses of cypermethrin containing active ingredient as 3.93, 1.96, 0.982, 0.491 and 0.245  $\mu\text{gcm}^{-2}$ , which gave 96 %, 80%, 64 %, 30 % and 20 % mortality of the adult beetles. The residual  $\text{LD}_{50}$  value of cypermethrin has been calculated as 0.7182  $\mu\text{gcm}^{-2}$  after 24h of exposure.(Appendix table II)

The  $\text{LD}_{50}$  values along with 95% confidence limits, regression equations and chi-squared value have been estimated in the table 4. Regression lines have been drawn as shown in (Fig. 4). The result of goodness-of- fit also indicates the model fits well.

### 3.1.3. LETHAL EFFECT OF IMIDACLOPRID INSECTICIDES

#### Imidacloprid (Imitaf)

Mortality data obtained from the exposure of imidacloprid (Imitaf) to the adult have been presented in appendix table III. Effective doses selected for the final treatment of adult were 9.83, 4.92, 2.46, 1.23 and 0.615  $\mu\text{gcm}^{-2}$ .which gave 88%, 75%, 58%, 38% and 17% mortality for the adult respectively. The  $\text{LD}_{50}$  value of imidacloprid for the adults has been calculated as 1.9997  $\mu\text{g cm}^{-2}$  after 24h of exposure.

The  $\text{LD}_{50}$  values along with 95% confidence limits, regression equation and chi-squared value of have been estimated in the table 4. Regression lines have been drawn in (Fig. 5).

### 3.1.4. LETHAL EFFECT OF CARBARYL INSECTICIDES

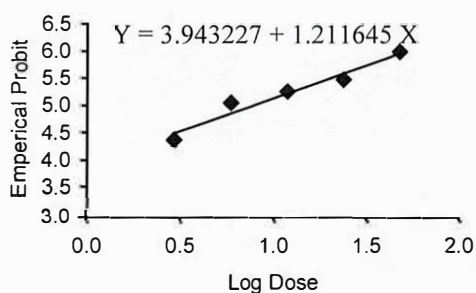
#### Carbaryl (Sevin)

Mortality data obtained from the exposure of carbaryl (Sevin) to the adult have been presented in appendix table IV. Effective doses selected for the final treatment of adult were 16.71, 8.350, 4.177, 2.088 and 1.044  $\mu\text{g cm}^{-2}$ . which gave 96%, 72%, 48%, 36% and 20% mortality for the adult respectively. The  $\text{LD}_{50}$  value of imidacloprid for the adults has been calculated as 3.651361  $\mu\text{g cm}^{-2}$  after 24h of exposure (table-4).

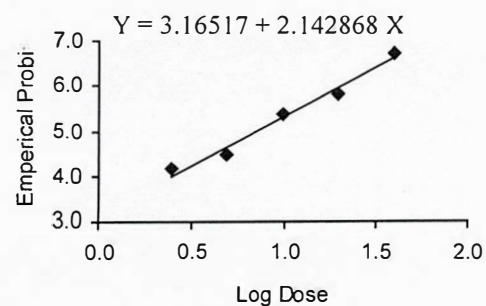
The  $\text{LD}_{50}$  values along with 95% confidence limits, regression equation and chi-squared value of have been estimated in the table 4. Regression lines have been drawn in (Fig. 6).

**Table 4.**  $\text{LD}_{50}$ , 95% confidence limits, regression equation and  $\chi^2$  value of 4 insecticides against *R. dominica* adult after 24h of exposure.

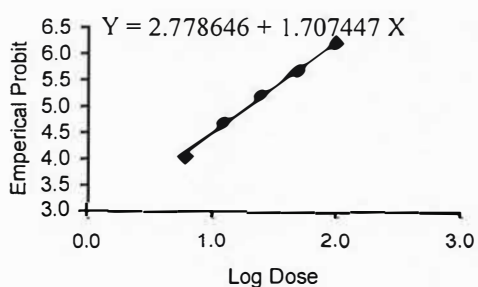
Insecticide	$\text{LD}_{50}$ ( $\mu\text{g cm}^{-2}$ )	95% confidence limits		Regression equations	$\chi^2$ value (df=3)
		Upper	Lower		
Chlorpyrifos	0.07450	0.1044	0.0531	$Y = 3.943227 + 1.211645 X$	2.7112
Cypermethr.	0.7182	0.87444	0.5898	$Y = 3.16517 + 2.142868 X$	1.91024
Imidachlorp.	1.9997	2.52485	1.5838	$Y = 2.77864 + 1.707447 X$	0.272495
Carbaryl	3.6513	4.51994	2.9496	$Y = 3.938334 + 1.88755 X$	3.676903



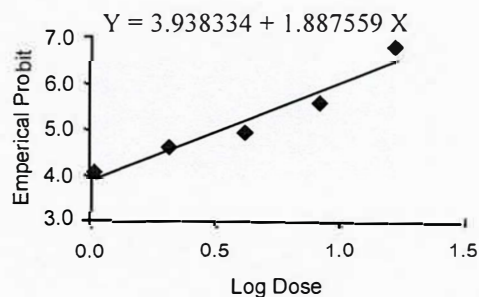
**Fig. 3:** Regression lines of probit mortality on log dose of chlorpyrifos used against *R. dominica* adult after 24h of exposure



**Fig. 4:** Regression lines of probit mortality on log dose of cypermethrin used against *R. dominica* adult after 24h of exposure



**Fig. 5:** Regression lines of probit mortality on log dose of Imidacloprid used against *R. dominica* adult after 24h of exposure



**Fig. 6:** Regression lines of probit mortality on log dose of Sevin used against *R. dominica* adult after 24h of exposure

### 3. 2. JOINT ACTION OF INSECTICIDE AND PIPERONYL BUTOXIDE

#### 3.2.1. LETHAL EFFECT OF ORGANOPHOSPHATE AND PBO MIXTURE

Keeping the lowest dose of the insecticide constant, combined doses of each insecticide and synergist (PBO) were prepared at the ratios of 1:1, 1:5 and 1:10. Five serial dilutions of each ratio were made and the mortality percentage was recorded after 24h of exposure.

##### 3.2.1. (A) Chlorpyrifos and Piperonyl butoxide

Effects of five different combined doses of chlorpyrifos and piperonyl butoxide on *R. dominica* adult at the ratios of 1:1, 1:5 and 1:10 have been estimated in appendix table V-VII. The dose concentrations were 0.149, 0.0745, 0.0372, 0.0186, 0.0095  $\mu\text{gcm}^{-2}$  at ratio 1:1; 0.447, 0.225, 0.112, 0.056, & 0.028  $\mu\text{gcm}^{-2}$  at ratio 1:5; 0.8195, 0.4097, 0.2078, 0.1024 and 0.0512  $\mu\text{gcm}^{-2}$  along with at the ratio 1:10. The mortality percentage were recorded as 16-40% at 1:1, 18-44 % at 1:5 and 20-48% at 1:10 after 24h of exposure. (Appendix tables V-VII)

The  $\text{LD}_{50}$  values of the mixture (Chlorpyrifos + PBO) of different ratios have been calculate as 0.3218, 0.6186 and 0.8237  $\mu\text{gcm}^{-2}$  after 24h of application respectively.  $\text{LD}_{50}$  values along with 95% confidence limits, regression equations and chi-squared values have been estimated in the table 5. The lowest  $\text{LD}_{50}$  value has been obtained from the ratio 1:1. Regression lines of different ratios on log probit mortality and the log dose concentrations have been plotted as in the Fig. 7.

##### Synergistic action of Chlorpyrifos + PBO

The  $\text{LD}_{50}$  value of chlorpyrifos alone has been calculated as 0.0745  $\mu\text{gcm}^{-2}$  for the adults respectively (Appendix table V-VII) The  $\text{LD}_{50}$  values of the mixture of different ratios has been calculated for the adult as 0.3218  $\mu\text{gcm}^{-2}$  at 1:1, 0.6186  $\mu\text{gcm}^{-2}$  at 1:5 and 0.8237  $\mu\text{gcm}^{-2}$  at 1:10 (Table 5).

To compare the  $\text{LD}_{50}$  values of the mixtures the  $\text{LD}_{50}$  values of the insecticide and synergist have been separated as ratios to calculate co-toxicity coefficient according to the formula described by Sun and Johnson (1960b). The co-toxicity coefficients were determined as 46.30, 72.25 and 99.59, for adult (Table 6)

The present investigation (Co-efficient values) shows that all ratios of chlorpyrifos and piperonyl butoxide offered antagonistic action to the adult. It has been observed that the toxicity of the chlorpyrifos has been decreased as the ratio (amount) of PBO is increased. The free hand curve fitting of isobologram (Fig. 8) run above the additive line indicating that the properties of the mixtures were antagonistic at all of the ratios of chlorpyrifos: PBO. The individual LD<sub>50</sub> value of chlorpyrifos for adult was 0.0745 µgcm<sup>-2</sup>. But in the mixture, the share of chlorpyrifos was 0.1609, 0.1031 and 0.0748 µg cm<sup>-2</sup> at ratios of 1:1, 1:5 and 1:10 when in order to have a same level of control the amount of insecticide use needs to be increased as much as 115.97%, 38.38 % and 0.40% respectively.

Reduction of active ingredients in the doses was calculated using the formula as

$$a - s = r \dots\dots\dots(1)$$

$$\% \text{ or reduced a. i.} = r/a \times 100 \dots\dots\dots(2)$$

Where a = LD<sub>50</sub> value of the active ingredient alone

s = Share of the active ingredient in the LD<sub>50</sub> value of the mixture.

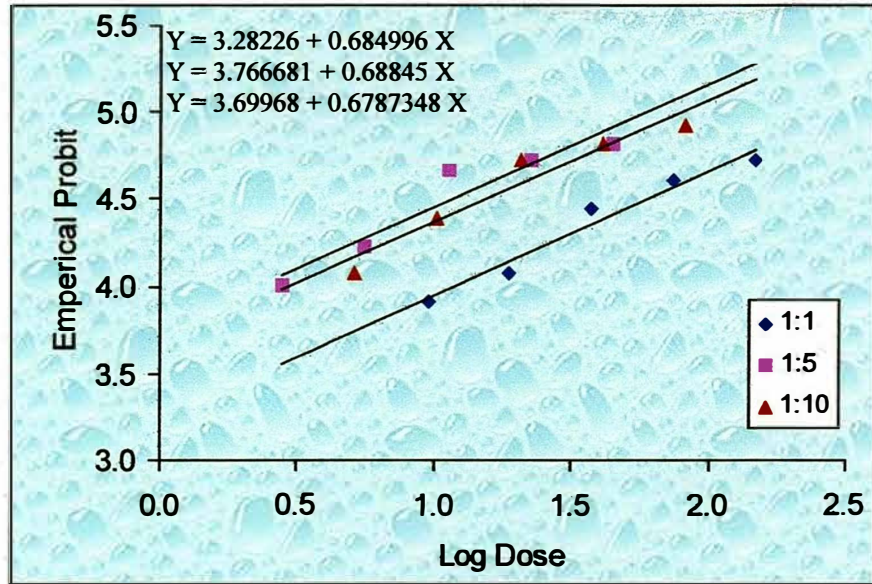
r = reduced amount of the a. i. to kill 50% of the test insects.

**Table 5.** LD<sub>50</sub>, 95% confidence limits, regression equation and  $\chi^2$  values of dose mortality experiments of different ratios of Chlorpyrifos (Darsban) with PBO against adult *R. dominica* with 24h of treatment.

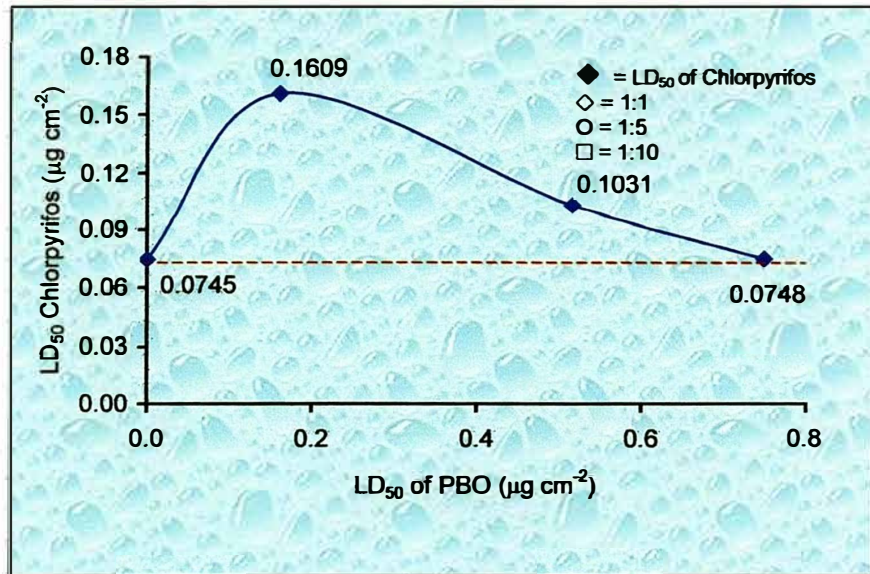
Ratios	LD <sub>50</sub> value ( $\mu\text{g cm}^{-2}$ )	95% confidence limits		Regression equations	$\chi^2$ value (df=3)
		Upper	Lower		
1:1	0.3218	1.2324	0.0840	$Y = 3.28226 + 0.684996 X$	0.4965
1:5	0.6186	1.8113	0.2113	$Y = 3.766681 + 0.68845 X$	1.6174
1:10	0.8237	2.0871	0.3251	$Y = 3.69968 + 0.6787348 X$	0.7745

**Table 6.** Co-toxicity coefficient of piperonyl butoxide (PBO) with chlorpyrifos applied in different ratios on adult *R. dominica* after 24h of application.

Insecticide LD <sub>50</sub> ( $\mu\text{g cm}^{-2}$ )	Ratio Insecticide: PBO	Combined LD <sub>50</sub> ( $\mu\text{g cm}^{-2}$ )	Insecticide LD <sub>50</sub> ( $\mu\text{g cm}^{-2}$ )	PBO LD <sub>50</sub> ( $\mu\text{g cm}^{-2}$ )	Cotoxicity coefficient
0.0745	1:1	0.3218	0.1609	0.1609	46.30
	1:5	0.6186	0.1031	0.5155	72.25
	1:10	0.8237	0.0748	0.7488	99.59



**Fig. 7:** Regression lines of probit mortality on log dose of the mixture of chlorpyrifos and piperonyl- butoxide at the ratio of 1:1, 1:5 and 1:10 against *R. dominica* adult after 24h of exposure



**Fig. 8:** Isobolograms of LD<sub>50</sub> of Chlorpyrifos and piperonyl butoxide applied on *R. dominica* adults.

### 3.2.2. LETHAL EFFECT OF PYRETHROID AND PBO MIXTURE

#### 3.2.2. (A) Cypermethrin: Piperonyl butoxide (PBO)

The effect of combined doses of cypermethrin and piperonyl butoxide on *R. dominica* adult at different ratios has been estimated in appendix table VI. The dose concentrations were 1.4364, 0.7182, 0.3591, 0.1795, 0.0897 at  $\mu\text{gcm}^{-2}$  at 1:1; 4.3092, 2.1546, 1.0773, 0.5386, 0.2693  $\mu\text{gcm}^{-2}$  at 1:5 and 7.9002, 3.95, 1.975, 0.987, 0.4935  $\mu\text{gcm}^{-2}$  at the ratio 1:10. The mortality percentage was recorded as 18-72%, 20-86%, 30-96% at the ratios respectively. The  $\text{LD}_{50}$  values of the mixture have been calculated as 0.4560, 0.8446 and 1.0488  $\mu\text{gcm}^{-2}$  for adult respectively. Highest mortality observed at the ratio 1: 10.

$\text{LD}_{50}$  values along with 95% confidence limits, regression equations and chi – squared values have been estimated in the table 16. Regression lines of different ratios on log probit mortality and the log dose concentrations have been plotted in the Fig. 9.

#### Synergistic action of Cypermethrin + PBO

The  $\text{LD}_{50}$  value of the cypermethrin alone has been calculated as 0.7182  $\mu\text{gcm}^{-2}$  for the adult respectively (Appendix tables VIII-X.)

The  $\text{LD}_{50}$  value of the mixture have been calculated as 0.4560, 0.8446 and 1.0488  $\mu\text{gcm}^{-2}$  for adult respectively

(Appendix tables VIII-X)The co-toxicity coefficients were determined as 315.00, 510.44 and 753.62 for adult respectively. (Table 8)

The co-toxicity coefficients of mixtures of each ratio are greater than 100. Following the principle of Sun and Johnson (1960b) the present investigation shows that cypermethrin and PBO produced synergistic action with the adults at all ratios. It has been observed that the toxicity of the insecticide was increased when the ratios of PBO were progressive.

The isoboles (Fig. 10) have run below the additive line indicating synergistic action of the mixture with adult. The  $\text{LD}_{50}$  value of cypermethrin with adult was 0.7182  $\mu\text{gcm}^{-2}$  but in the mixtures, the share of cypermethrin was 0.2280, 0.1407 and 0.0953  $\mu\text{gcm}^{-2}$  at the ratios 1:1, 1:5 and 1:10 when PBO causes reduction the dose level of 68.25%, 80.40% and 86.73% respectively.

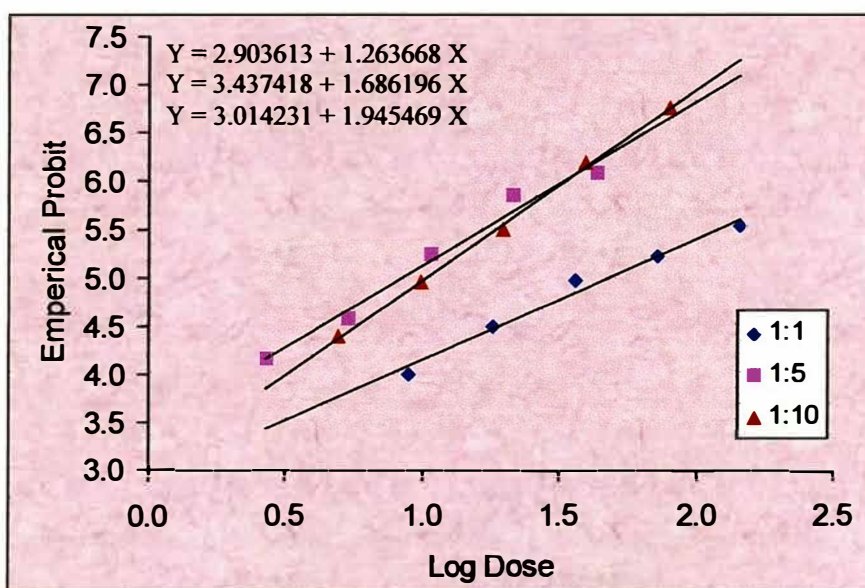


**Table 7.** LD<sub>50</sub>, 95% confidence limits, regression equation and  $\chi^2$  values of dose mortality experiments of different ratios of Cypermethrin (Cythrin) with PBO against adult *R. dominica* with 24h of treatment.

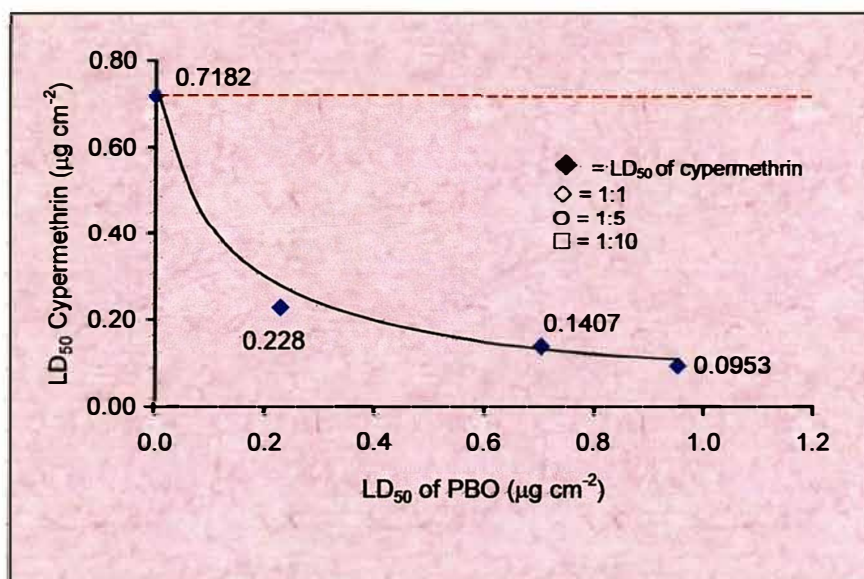
Ratios	LD <sub>50</sub> value ( $\mu\text{g cm}^{-2}$ )	95% confidence limits		Regression equations	$\chi^2$ value (df=3)
		Upper	Lower		
1:1	0.4560	0.61917	0.33583	$Y = 2.903613 + 1.263668 X$	0.9553
1:5	0.8446	1.07134	0.66596	$Y = 3.437418 + 1.686196 X$	1.4003
1:10	1.0488	1.32374	0.83104	$Y = 3.014231 + 1.945469 X$	0.2108

**Table 8:** Co-toxicity coefficient of piperonyl-butoxide (PBO) with cypermethrin (cythrin) applied in different ratios on adult *R. dominica* after 24h of application.

Insecticide LD <sub>50</sub> ( $\mu\text{g cm}^{-2}$ )	Ratio Insecticide: PBO	Combined LD <sub>50</sub> ( $\mu\text{g cm}^{-2}$ )	Insecticide LD <sub>50</sub> ( $\mu\text{g cm}^{-2}$ )	PBO LD <sub>50</sub> ( $\mu\text{g cm}^{-2}$ )	Cotoxicity coefficient
0.7182	1:1	0.4560	0.2280	0.2280	315.00
	1:5	0.8446	0.1407	0.7035	510.44
	1:10	1.0488	0.0953	0.9530	753.62



**Fig. 9:** Regression lines of probit mortality on log dose of the mixture of cypermethrin and piperonyl- butoxide at the ratio of 1:1, 1:5 and 1:10 against *R. dominica* adults after 24h of exposure



**Fig. 10:** Isobolograms of LD<sub>50</sub> of Cypermethrin and piperonyl butoxide applied on *R. dominica* adults.

### 3.2.3. LETHAL EFFECT OF IMIDACLOPRID AND PBO MIXTURE

#### 3.2.3 (A) Imidacloprid: Piperonyl butoxide (PBO)

The combined dose concentrations of imidacloprid were 3.67, 1.837, 0.918, 0.459 and 0.229  $\mu\text{gcm}^{-2}$  at 1:1; 11.022, 5.511, 2.755, 1.377 and 0.688  $\mu\text{gcm}^{-2}$  at 1:5, and 20.207, 10.103, 5.05, 2.525 and 1.26  $\mu\text{gcm}^{-2}$  at the ratio 1:10 for adults. Against these concentrations the mortality percentage were recorded as 16-80%, 22-88% and 26-94% respectively (Appendix tables XI- XIII) Highest mortality observed at the ratio of 1:10 The  $\text{LD}_{50}$  value of the mixture have been calculated as 0.9979, 1.5629 and 2.5989  $\mu\text{gcm}^{-2}$  respectively .

$\text{LD}_{50}$  values along with 95% confidence limits, regression equations and chi-squared values have been estimated in the table 24. Regression lines of different ratios on log probit mortality and the log dose concentrations have been plotted in the Fig. 11. All values were insignificant indicating good fit of the regression lines.

#### Synergistic action of imidacloprid + PBO

The  $\text{LD}_{50}$  value of imadacloprid alone has been calculated as 1.9997  $\mu\text{gcm}^{-2}$  for adult (Appendix table iv). The shares of imidacloprid in the  $\text{LD}_{50}$  values of mixtures have been separated as ratios. The co-toxicity coefficient was determined as 400.82, 767.63 and 846.25 for adults (Table 10). The coefficient values are greater than 100 that indicate that imidacloprid + piperonyl butoxide offered synergistic action to the adults at all the ratios. The mixture was highly synergistic to adults at the ratio 1:10 (Coefficient value 846.25).

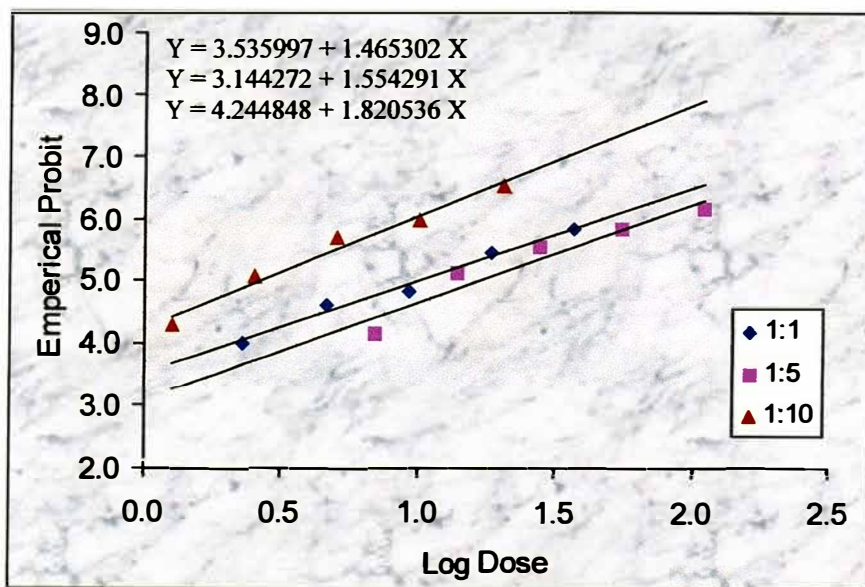
The free hand curve fitting of isobologram (Fig. 12) have run below the additive line indicating synergistic action of the mixture with adult at all the ratios of imidacloprid: PBO. The individual  $\text{LD}_{50}$  value of imidacloprid for adult was 1.9997  $\mu\text{gcm}^{-2}$  but in the  $\text{LD}_{50}$  value of the mixture, the share of imidacloprid for adult was 0.4989, 0.2605 and 0.2363  $\mu\text{gcm}^{-2}$  at the ratios 1:1, 1:5 and 1:10 when PBO causes reduction of dose level 50.09%, 21.84% and 29.96% respectively.

**Table 9.** LD<sub>50</sub>, 95% confidence limits, regression equation and  $\chi^2$  values of dose mortality experiments of different ratios of Imidacloprid (Imitaf) with PBO against adult *R. dominica* after 24h of treatment.

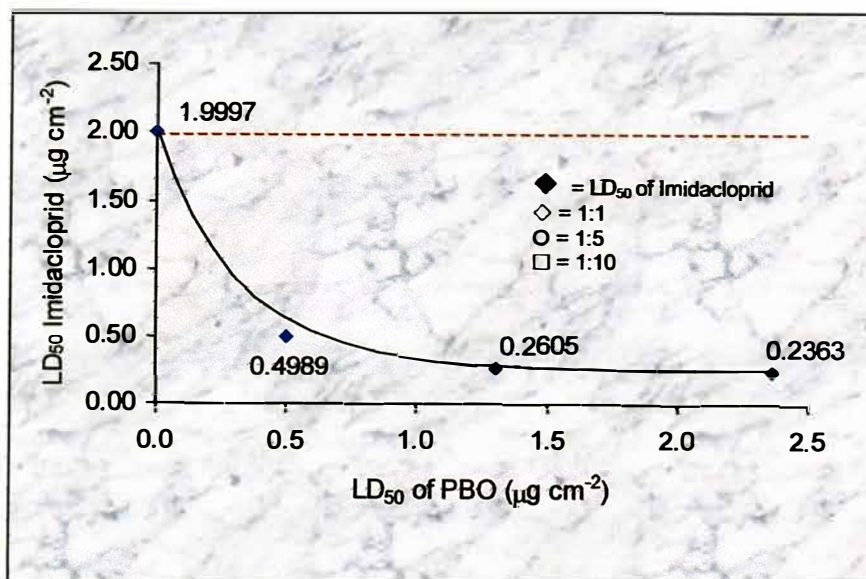
Ratios	LD <sub>50</sub> value ( $\mu\text{g cm}^{-2}$ )	95% confidence limits		Regression equations	$\chi^2$ value (df=3)
		Upper	Lower		
1:1	0.99796	1.29766	0.76747	$Y = 3.535997 + 1.465302 X$	1.0541
1:5	1.56292	2.06352	1.18377	$Y = 3.144272 + 1.554291 X$	4.9845
1:10	2.59894	3.33327	2.02639	$Y = 4.244848 + 1.820536 X$	1.6340

**Table 10.** Co-toxicity coefficient of piperonyl-butoxide (PBO) with Imidacloprid (imitaf) applied in different ratios on adult *R. dominica* after 24h of application.

Insecticide LD <sub>50</sub> ( $\mu\text{g cm}^{-2}$ )	Ratio Insecticide: PBO	Combined LD <sub>50</sub> ( $\mu\text{g cm}^{-2}$ )	Insecticide LD <sub>50</sub> ( $\mu\text{g cm}^{-2}$ )	PBO LD <sub>50</sub> ( $\mu\text{g cm}^{-2}$ )	Cotoxicity coefficient
1.9997	1:1	0.9979	0.4989	0.4989	400.82
	1:5	1.5629	0.2605	1.3025	767.63
	1:10	2.5989	0.2363	2.3630	846.25



**Fig. 11:** Regression lines of probit mortality on log dose of the mixture of imidacloprid and piperonyl- butoxide at the ratio of 1:1, 1:5 and 1:10 against *R. dominica* adults after 24h of exposure



**Fig.12:** Isobolograms of LD<sub>50</sub> of Imidacloprid and piperonyl butoxide on *R. dominica* adults.

### 3.2.4. LETHAL EFFECT OF CARBARYL AND PBO MIXTURE

#### 3.2.4. (A) SEVIN: Piperonyl butoxide (PBO)

The combined dose concentrations of carbaryl were 7.302, 3.651, 1.825, 0.912 and  $0.456\mu\text{gcm}^{-2}$  at 1:1; 21.906, 10.953, 5.4765, 2.738 and  $1.369\mu\text{gcm}^{-2}$  at 1:5, and 40.161, 20.08, 10.04, 5.02 and  $2.51\mu\text{gcm}^{-2}$  at the ratio 1:10 for adults. Against these concentrations the mortality percentage were recorded as 24-80%, 26-88% and 30-96% respectively (Appendix tables XIV-XVI) Highest mortality observed at the ratio of 1:10. The  $\text{LD}_{50}$  value of the mixture have been calculated as 1.4884, 3.4161 and  $5.2441\mu\text{gcm}^{-2}$  respectively.

$\text{LD}_{50}$  values along with 95% confidence limits, regression equations and chi-squared values have been estimated in the table 11. Regression lines of different ratios on log probit mortality and the log dose concentrations have been plotted in the Fig. 13. All values were insignificant indicating good fit of the regression lines.

#### Synergistic action of Sevin + PBO

The  $\text{LD}_{50}$  value of imadacloprid alone has been calculated as  $3.6513\mu\text{gcm}^{-2}$  for adult (Appendix tables III). The shares of carbaryl in the  $\text{LD}_{50}$  values of mixtures have been separated as ratios (Table 12). The co-toxicity coefficient was determined as 490.63, 641.36 and 765.95 for adults (Table 12). The coefficient values are greater than 100 that indicate that sevin + piperonyl butoxide offered synergistic action to the adults at all the ratios. The mixture was highly synergistic to adults at the ratio 1:10 (Coefficient value 765.95).

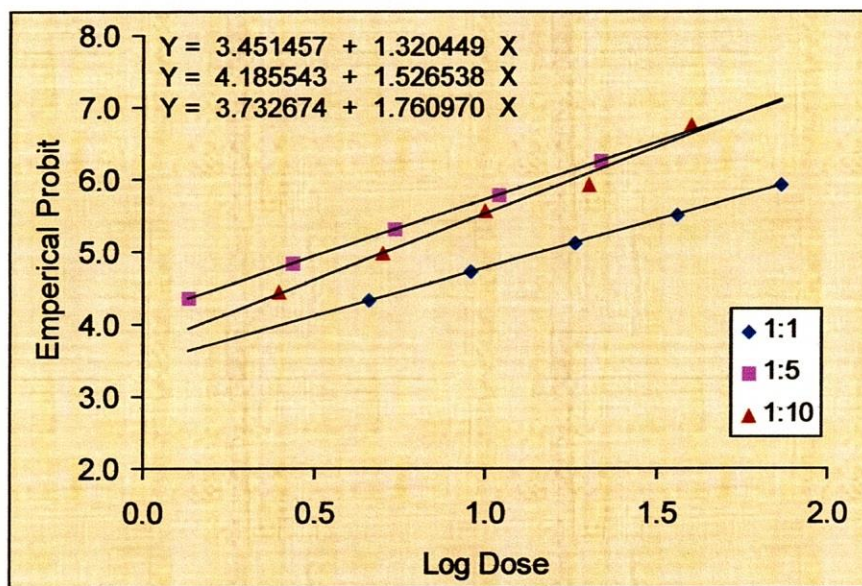
The free hand curve fitting of isobologram (Fig. 14) have run below the additive line indicating synergistic action of the mixture with adult at all the ratios of carbaryl: PBO. The individual  $\text{LD}_{50}$  value of carbaryl for adult  $3.651\mu\text{gcm}^{-2}$  but in the  $\text{LD}_{50}$  value of the mixture, the share of carbaryl for adult was 1.488, 3.416 and  $5.244\mu\text{gcm}^{-2}$  at the ratios 1:1, 1:5 and 1:10 when PBO causes reduction of dose level 59.24%, 6.87% and 2.96% respectively.

**Table 11.** LD<sub>50</sub>, 95% confidence limits, regression equation and  $\chi^2$  values of dose mortality experiments of different ratios of Carbaryl (Sevin) with PBO against adult *R. dominica* after 24h of treatment.

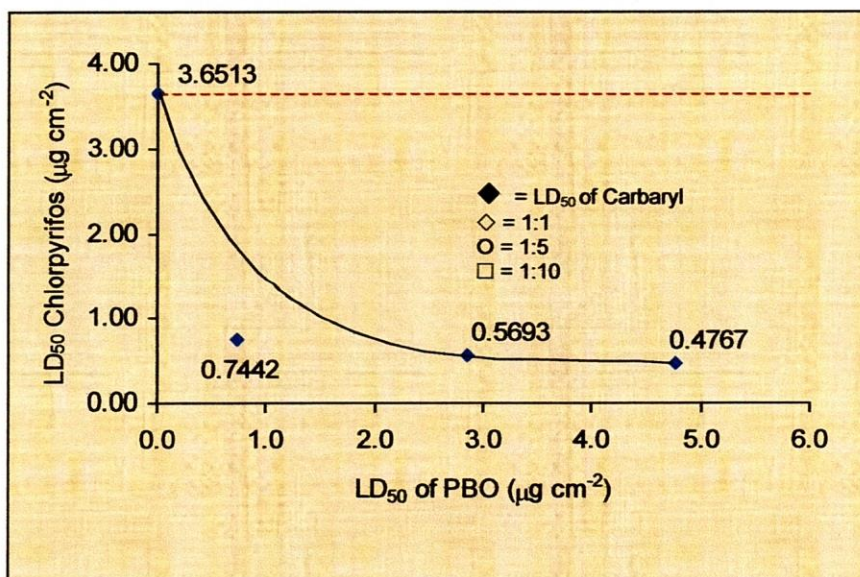
Ratios	LD <sub>50</sub> value ( $\mu\text{g cm}^{-2}$ )	95% confidence limits		Regression equations	$\chi^2$ value (df=3)
		Upper	Lower		
1:1	1.48847	1.992286	1.11206	$Y = 3.451457 + 1.320449 X$	0.671756 8
1:5	3.416114	4.496558	2.595282	$Y = 4.185543 + 1.526538 X$	0.779487 6
1:10	5.244146	6.77193	4.061039	$Y = 3.732674 + 1.760970 X$	0.810691 8

**Table 12.** Co-toxicity coefficient of piperonyl-butoxide (PBO) with Carbaryl (sevin) applied in different ratios on adult *R. dominica* after 24h of application.

Insecticide LD <sub>50</sub> ( $\mu\text{g cm}^{-2}$ )	Ratio Insecticide: PBO	Combined LD <sub>50</sub> ( $\mu\text{g cm}^{-2}$ )	Insecticide LD <sub>50</sub> ( $\mu\text{g cm}^{-2}$ )	PBO LD <sub>50</sub> ( $\mu\text{g cm}^{-2}$ )	Cotoxicity coefficient
3.6513	1:1	1.4884	0.7442	0.7442	490.63
	1:5	3.4161	0.5693	2.8467	641.36
	1:10	5.2441	0.4767	4.7673	765.95



**Fig. 13:** Regression lines of probit mortality on log dose of the mixture of carbaryl (Sevin) and piperonyl- butoxide at the ratio of 1:1, 1:5 and 1:10 against *R. dominica* adults after 24h of exposure



**Fig.14:** Isobolograms of LD<sub>50</sub> of Carbaryl and piperonyl butoxide on *R. dominica* adults.





**Plate 13:** Various type of deformed adults, on medium treated with insecticides.



**Chapter Four**  
*Discussion*

## CHAPTER-4

### DISCUSSION

#### 4.1 GENERAL DISCUSSION

The residual film method was adopted in this investigation to assess the toxicity of four insecticides belonging to four different chemical class: (Chloropyrifos 50 EC) Organophosphate; Imidacloprid (Imitaf 20EC) Organochlorine; Cypermethrin (Cythrin 2.5 EC) Pyrethroid; Carbaryl (Sevin 85 SP) Carbamate, against the lesser grain borer, *Rhyzopertha dominica*. The synergistic or antagonistic action of piperonyl butoxide in combination with the selected insecticides was assessed in this investigation.

However, residual bioassay tests provide data that represents exposure of the beetles to a dry residue of the insecticide on a substrate that closely stimulates field applications.

It was hypothesized by Johnson (1975) that organophosphorus compound induced delayed neurotoxic ester (NTE) in nervous system, but not to of AChE. Lotti and Johnson (1978) suggested that measurements of the degree of inhibition of both NTE and AChE in hen brain provide a guide to the evaluation of delayed neurotoxicity of organophosphorus esters.

The increasingly widespread occurrence of resistance to insecticides is a serious threat to the control and management of many important insect pests (Brown and Brogdon, 1987). There has been mounting interest in the use of synergists to reduce some of these resistance incidences by combined application (El-Guindy *et al.*, 1983). The use of piperonyl butoxide, triphenyl phosphate and other compounds to suppress resistance to pyrethroids and organophosphates has been documented (Dyte and Rowlands, 1967). Experimentally, a number of other materials, such as caffeine (Nathanson, 1984), and a wide range of compounds containing heterocyclic moieties have shown synergism with a range of insecticides against insects (Wilkins and Khalequzzaman, 1993).

The first synergist was introduced in 1950 to increase the effectiveness of a plant-derived insecticide, pyrethrin, since then many materials have been introduced (Ware, 1975). Bodnaryk *et al.*, (1984) found a characteristic feature of the synergism of permethrin by chlorodimeform was the considerably steeper slopes of the dose response curves of mixtures compared with that of permethrin alone. Evidently, chlorodimeform not only enhances the toxicity of permethrin but also decreases the heterogeneity of response of *Tribolium castaneum* to permethrin.

Sun and Johnson (1960b) proposed a co-toxicity coefficient to quantify the synergist. If one of the components does not elicit mortality, the co-toxicity coefficient to quantify adapts a simplified expression identical to the synergism factor, which is the ratio of the concentration causing 50% mortality ( $LD_{50}$ ) of a molecule alone to the  $LD_{50}$  of this molecule with the synergist. Earlier Macht (1929) based on the pharmacological effects measured on living organisms. Colin and Belzunces (1992) using sub-lethal doses of agrochemicals demonstrate a synergistic effect between an insecticide and a fungicide.

The synergistic action of some pyrethroid synergists were studied by Rai *et al.*, (1956) and Ware and Roan (1958) on malathion. Effect of piperonyl-butoxide in combination with several insecticides was studied by Bengston *et al.* (1987); Ishaaya *et al.*, (1983). The effects of some synergists on the potency and metabolism of bromophos and fenitrothion on *T. castaneum* were studied by Hadaway *et al.*, (1962); Dyte and Rowlands, (1967); Hewlett (1968); Sacher *et al.* (1968) reported that the activating enzymes are readily inhibited by synergistic compounds such as piperonyl butoxide, sesamex, MGK 264, SKF 525 etc. Synergistic and antagonistic actions of piperonyl-butoxide in combination with malathion, cypermethin and fenitrothion were studied on *T. confusum*. Results indicated that piperonyl butoxide produced synergism with malathion. It also produced similar effect with cypermethrin but they were less pronounced.

Piperonyl butoxide has very good crop tolerance. It is formulated as mixtures, aerosols, concentrates, oil based solutions, emulsion etc. Hewlett (1960) and Sawicki (1962) reviewed that the synergistic effect of piperonyl butoxide in particular, on pyrethroids is well known. The effect of piperonyl butoxide as synergist on malathion and its analogous and some other organophosphorus insecticides has also been studied (Rai *et al.*, 1956; Ware and Roan, 1958).

Georghiou and Metcalf (1961) revealed that the synergistic effect of piperonylbutoxide for the carbamate, when applied to the house fly strain, together with its action in decreasing the rate of detoxification of the carbamate, suggest the piperonyl butoxide acts by blocking the carbamate detoxification mechanism. This synergist has been assigned a similar role in pyrethrin synergist.

Synergists are able to increase the activity of some insecticides by inhibiting the enzymes within the insect, which are responsible for their detoxification. Synergists, therefore, have often been used as an *in-vivo* approach for the monitoring of resistance development as well as for the identification of resistance mechanisms involving insecticide detoxication (Brindley and Salim, 1984; Osman and Brindley, 1981). The results indicated that there was an increase in the rate of mortality of the lesser grain borer with the increase of insecticide with the synergist dose. The median lethal dose (LD<sub>50</sub>) was calculated by using a probit analysis program. The LD<sub>50</sub> values of the insecticides are inversely related to the toxicity of the insecticides i.e. higher the LD<sub>50</sub> value lower the toxicity of the insecticide.

#### 4.1.1 BIOASSAY WITH INSECTICIDES ALONE

**Chloropyrifos** : The application of organophosphate insecticides to broiler houses to control *A diaperinus* increased during mid 1960s and early 1970. Malathion, and dichlorvos were generally recommended for application as sprays. Recently chlorpyrifos had received registration by EPA for use in poultry facilities (Steelman, 2008).

OP compounds undergo various metabolic reactions in living organisms. Major biotransformation reactions are common to compounds possessing

similar structures and are mediated mainly by mixed function oxidizes glutathione, s-transferases, and arylesterases. Recent studies revealed that these enzymes show clear stereoselectivity in the metabolism of optically active OP compounds (Ohkawa, 1982).

The history of the organophosphates so far has been one of the exploration by which the first hazardous member of the series have been replaced by insecticides of lower mammalian toxicity. This development has revealed the importance of a fuller knowledge of the fate of the chemical within the organism whereby advantage may be taken of difference between its metabolism by insect and by mammal. After successful development of organophosphate as insecticides other compound carbamet develops which acts as anticholinesterases too, among which physiological properties of this alkaloid arises, because it is a phenylester of methylcarbamic acid.

In the present investigation commercial formulation of Chlorpyrifos (Dursban 20EC) was tested against the 7 day old adult *R. dominica*. The result was in the general agreement with Rahman and Akter (2004) who observed that LD<sub>50</sub> value of chlorpyrifos has been calculated as 0.896 $\mu\text{g cm}^{-2}$ . The LD<sub>50</sub> of the present investigation was recorded as 0.1241  $\mu\text{g}$  after 24 hours. The difference of the result is probably due to the difference in the emulsifiable concentrate formulation as product formulation affect efficacy of insecticide (Kaufman *et al.*, 2008). They used chlorban 20 EC but in this investigation dursban 20 EC was used.

Rahman *et al.*, (2007) also tested malathion (57 EC) against the lesser grain borer *Rhizopertha* and obtained LD<sub>50</sub> value as 1.267  $\mu\text{g cm}^{-2}$  suggesting that malathion was less toxic than chlorpyrifos. Similar study has been introduced by Kaufman *et al.*, (2005) who used tetrachlorvinfos as an organophosphate insecticide against susceptible laboratory reared strain of *A. diaperinus*. The 48h LD<sub>50</sub> values for tetrachlorvinfos were recorded as 0.080  $\mu\text{gcm}^{-2}$  for adult and 0.070  $\mu\text{gcm}^{-2}$  for larvae. The investigation was conducted at 26.5<sup>0</sup>C. If the temperature would elevate, the same mortality might be obtained at 24h of exposure, as found in the present investigation.

The present finding is also support the investigation of Khalequzzaman and Nahar (2001), who tested chlorpyrifos against another stored grain product pest *Tribolium castaneum*. They obtained the LD<sub>50</sub> value of chlorpyrifos as 0.0138 µgcm<sup>-2</sup> for adult. The larvae were not included in this bioassay.

The results of this investigation are in general agreement with those derived from laboratory studies of the Steelman (2008) who conducted toxicity trails using chlorpyrifos to compare the susceptibility of resistant and laboratory susceptible population of *A. diaperinus* to chlorpyrifos by residual film method at 21°C ± 2. He obtained 24h LD<sub>50</sub> values for the susceptible laboratory population as 0.097µg/gm for adult and 0.07 µg /gm for larvae. The variation in the result could be attributed to factor such as he used technical grade of chlorpyrifos but in this investigation commercial formulation was used.

**Cypermethrin:** Toxicity trials were conducted using several effective pyrethroid insecticides against several pest species (Lambkin and Rice, 2006 Amweg *et al.*, 2005) Cypermethrin is widely used and served as an important compound from a historical perspective. It is registered for structural pest management in public health applications to control cockroaches, mosquitoes, ticks and flies including house fly in poultry farms (Kid and James 1991)

In the present investigation susceptibility of *R. dominica* to cypermethrin was assessed. The LD<sub>50</sub> values were calculated as 0.7182 µgcm<sup>-2</sup>. (Table-4) The result is the general agreement with those derived from laboratory studies of Steelman (2008) who investigated the toxicity of pyrethroid insecticides, cyfluthrin, permethrin and cypermethrin on both adult and larvae of the beetle population collected broiler chicken production farms in Arkansas that having different insecticides application history. LD<sub>50</sub> values of the susceptible strains had been calculated as 0.035 µgcm<sup>-2</sup> (Cyfluthrin), 0.064 µgcm<sup>-2</sup> (Cypermethrin) and 0.073 µgcm<sup>-2</sup> (permethrin) for the adult. Present investigation also follows (Hasan, 2012; Ali, 2011) Baki *et al.*, (2002) tested Lambda cyhalothrin against house fly, *Musca domestica* and obtained LD<sub>50</sub> as 0.029 µgcm<sup>-2</sup>, which is similar to the present investigation. But when the doses were exposed to *Tribolium castaneum* (Kalequzzaman and Nahar, 2001) the formulation gave

the LD<sub>50</sub> value as 0.24 µgcm<sup>-2</sup>. It suggests that toxicity of product formulation varies species to species.

Several investigators regard the synergist PBO and simazine as specific inhibitors of microsomal oxidases (Lichtenstein *et al.* 1973 and Ali *et al.* 1977). It was found that PBO synergies different insecticides through inhibition of hydrolytic esterases (Devonshire, 1977; Dittarich *et al.*, 1979). Several researchers studied the effect of piperonyl butoxide on toxicity to insects. It is now generally recognised that PBO produces its synergistic effect by inhibiting the detoxification enzymes within the insect body (Casida, 1970; Benke and Wilkinson, 1971; Jao and Casida, 1974; Davenport and Wright, 1985). It has been suggested that carbamates and natural pyrethroids are all detoxified primarily by microsomal oxidases (Jao and Casida, 1974).

Plapp (1979) reported four formamidines (Chlordimeform, Amitraz, U-42662 and U-4650) as synergistic for the synthetic pyrethroids, permethrin, fenvalerate and decamethrin against larva of the bull worm and the tobacco budworm. Chlordimeform and U-42662 were the most and fenvalerate by 2-15 times actives. Dittarich and Studer (1981) working the *Spodoptera littoralis* found that chlordimeform was synergistic with monocrotophos and resmethrin in some cases. Mixtures of Amitraz with endosulfan (Weighton and Kerry 1979) methomyl (Kerry and Weighton 1979a) or pyrethroids (Badmin and Knight 1979) were synergistic. Amitraz permethrin mixture was synergistic to larvae of *Spodoptera littoralis* (Kerry and Weighton, 1979b).

**Imidacloprid:** Imidacloprid is a new insecticide introduced to market at the beginning of 1990 (Bai *et al.*, 1991) and classified by the US. Environmental Protection Agency (EPA) in both toxicity class II and class III. Its modes of action are different from that of pyrethroids and organophosphates (Abbink 1991; Bai *et al.*, 1991). A large number of diverse studies have been conducted on the effects of imidacloprid on insects due to the fact that it was one of the first neonicotinoid insecticides developed. In many cases the dose - response is anomalous with extremely low dose causes either a promotion or inhibition of the endpoint of interest and higher dose causes the opposite



response (Guez *et al.*, 2001; Lambkin *et al.*, 2001; Matsuda *et al.*, 2001; Armengoad *et al.*, 2000) Imidacloprid (Imitaf) has not been used yet in the beetle management in the world. In the present investigation the toxicity of this insecticide was examined against the lesser grain borer. LD<sub>50</sub> value has been calculated as 1.9997  $\mu\text{g}/\text{cm}^2$  for adult. (Table 4). The present finding with imidacloprid agrees with the result of Paul *et al.* (2006). Wu *et al.* (2007) studied the toxicity of imidacloprid in susceptible F<sub>21</sub> progeny of *Diaeretiella rapae* (Hymenoptera: Aphidiidae) strains using the dry film method and LD<sub>50</sub> values were calculated as 0.17 mg/L based on mortality at 24h. Wang *et al.* (2005) tested imidacloprid against Asian born beetle *Anoplophora glabripennis* through the contact feeding bioassay and reported the LD<sub>50</sub> value of imidacloprid as 5.1 ppm after 24h of exposure. Hasan (2012) tested imidacloprid (tedo) against *R. dominica* and obtained LD<sub>50</sub> value as 0.8214  $\mu\text{g}/\text{cm}^2$  suggesting that imitaf was comparatively toxic than imidacloprid (imitaf) (1.9997  $\mu\text{g}/\text{cm}^2$ ) as found in the present investigation

It is apparent that the imidacloprid produces high topical toxicity to *R. dominica* in the laboratory and that neonicotinoid like imidacloprid has significantly higher activity on this beetle. This also agrees with the results of the previous workers. (Van Herk *et al.*, 2008; James, 2003; Suchail *et al.*, 2001)

**Carbaryl:** Among the insecticides belonging to the carbamate class, Carbaryl was introduced to market in 1967 by the FMC Corporation and Bayer AG (Tomlin, 2003) for the control of soil-dwelling and foliar-feeding insects and nematodes. It had not yet been registered for structural pest management or to apply poultry houses to control housefly or lesser mealworm. Very few researches have been done on the toxicological effect of chemicals belonging to carbamate class on beetles. Steelman, (2008) studied the efficacy of carbaryl on *A. diaperinus*, the 24h topical LD<sub>50</sub> values were calculated as 0.444  $\mu\text{g}/\text{cm}^2$  for adult. In the present investigation the author obtained 24h LD<sub>50</sub> values for the susceptible laboratory population of *R. dominica* as 3.651  $\mu\text{g}/\text{cm}^2$  for adult lesser grain borer, *R. dominica* (Table-4) The difference of

the result is probably due to the difference in the emulsifiable concentrate formulation as product formulation affect efficacy of insecticide (Kaufman *et al.*, 2008). Hasan (2012) tested carbofuran (iridan) against *R. dominica* and calculated LD<sub>50</sub> value of 4.6399  $\mu\text{g cm}^{-2}$  suggesting carbofuran (iridan) was less toxic than carbaryl (Sevin) as found in the present investigation ( $3.651\mu\text{g cm}^{-2}$ )

#### 4.1.2 BIOASSAY WITH INSECTICIDES AND SYNERGIST

Synergists are chemical that enhance the potency of other active ingredients. So, synergists have become favourite to many modern scientists. Use of synergists with insecticide could be promising in controlling the insects as many are major pest population (Bengston *et al.*, 1987). The toxicity of diazinon + synergist (PBO) against cockroaches *Periplaneta americana* L. was found to be more than that of Rahman and Akter (2008). The toxicity of malathion + synergist (PBO) against the lesser grain borer, *R. domonica* was found to be more than the insecticide does alone (Rahman *et al.* 2007). The co-toxicity coefficients are >100, indicating the synergistic properties of the mixture. In the present studies

the mixture of chloropyrifos + PBO showed the antagonistic results (Fig. 8) But the isobole suggest that the synergistic properties of the mixture increased with the increase amount of synergist(PBO). The cotoxicity coefficients are <100 (Table 6) suggesting that the toxicity of this insecticide is not limited by P<sub>450</sub> mediated detoxification. This implies that P<sub>450s</sub> involved in metabolism of this insecticide is different. Sun and Johnson (1960a) suggested that the synergistic effect of sesamex and related compound was due to the inhibition of biological oxidation. The sma mechanism of action may also occur in the combinations tested in this investigation.

PBO is the most important pyrethroid synergist and a classical inhibitor of the microsomal mixed function oxidase (MFO) system, involved in the detoxification of every pyrethroid in mammals (Tanaka 1993). Cypermethrin is known to have a very high insecticidal activity either alone or in combination with synergist against various species of beetles as well as disease carrying insects (Baki *et al.*, 2002; Rahman *et al.*, 2007). At high doses PBO

increased the effectiveness of pyrethrin to houseflies by 300-fold (Testa and Jenner 1981). Kumar *et al.* (1991) showed that PBO was an effective synergist with natural pyrethrins and synthetic pyrethroids due to its ability to inhibit the pivotal detoxifying enzymes-the monooxygenase and non specific esterase mediated detoxification were retarded in *A. diaperinus*.

From the present investigation it has been found that Cypermethrin was still the most toxic adulticide. Besides, the mixture of PBO + cypermethrin showed dramatic synergism at different ratios. The degree of synergism was increasing in relation to the increment (insecticide: synergist) ratios (Fig. 8). It was suggested by Sun and Johnson (1960a) that the synergistic effect of sesamax and related compound was due to the inhibition of biological oxidation. The same mechanism of action may also occur to the combinations tested in this investigation.

Kumar *et al.*, (1991) have shown that piperonyl butoxide is an effective synergist with natural pyrethrin and synthetic pyrethroids due to its ability to inhibit the pivotal detoxifying enzymes- the monooxygenases. The results of the present study should be considered that P<sub>450</sub> monooxygenase and non-specific esterase- mediated detoxification were retarded in *R. dominica*.

The synergist effect of PBO on active ingredients of imidacloprid varied depending on the different species of insects. For example, no synergism of PBO on the resistance to imidacloprid was found in the tobacco feeding strain of *Myzus persicae* Sulzer (Nauen *et al.*, 1996). Lower synergistic effect was found on the susceptibility to the imidacloprid in population of *Bamisia tobacy* where as high level of synergism was observed in the field population of the same species (Kang *et al.*, 2006).

In this investigation it was observed that imidacloprid when used with PBO offered significant synergism resulting low LD<sub>50</sub> values for imidacloprid. From the isoboles (Fig. 12.) and co-toxicity coefficient value (Table 10 ) it may be noticed that the PBO in imidacloprid solution behaved as a synergist from 1:1 to 1:10 ratios. The result of the present investigation is to some extent similar to the result of a previous studies on *Culex quinquefascitus* Say (Liu *et al.*, 2004).

The result is also similar to that of Paul *et al.* (2006) who reported the toxicity of six novel insecticides including with PBO on adult and larval *Aedes aegypti* (L.). Imidacloprid was strongly synergized by PBO in *Aedes aegypti* (L.) adults.

In the present investigation it is evident that PBO interacted synergistically with imidacloprid in *R. dominica*. The results also suggest the possibility of PBO as an effective synergist with imidacloprid against adult lesser grain borer.

The synergistic effect of PBO on active ingredients of imadacloprid varied depending on the different species of insects. For example, no synergism of PBO on the resistance to imadacloprid was found in the tobacco feeding strain of *Myzas persicae* Sulzer (Nauen *et al.*, 1996). Lower synergistic effect was found on the susceptibility to the imidacloprid in insectarium population of *Bamisia tabacy* where as high level of synergism was observed in the field population in the same species (Kang *et al.*, 2006)

Carbaryl is cholinesterase inhibitors. The previous study of Steelman (2008) shows that carbaryl was highly toxic to *A. diaperinus* adult with ( $LC_{50} = 0.141$ ). From the synergistic perspective it has been found that PBO had some effect on the toxicity carbaryl in *R. dominica* adult with increasing values of co-toxicity coefficient (Table 12). Isoboles suggest that the synergism was increased with the increment of synergist (PBO) in the mixture ( Fig. 14)

According to Hewlet (1960) and Metcalf (1967) synergist inhibits enzymes responsible for toxicants degradation. Sun and Johnson (1962b) reported that in the absence of synergist, the insect is able to metabolize some or most of the insecticides to non toxic compounds or to compounds that are less insecticidal. But synergists reduce this metabolism and thus a greater portion of the insecticides exert its (pesticides) toxic effect towards the target pests.

Therefore, employing synergists with insecticides could be promising in controlling the insects that could be of great benefit both economically and ecologically. Bengston, *et al.*, (1987) clearly indicated that the newer and more active pyrethroids such as deltamethrin respond in an economical

manner and in an environmental-safety manner to synergism by PBO. Kumar, *et al.*, (1991) have shown that PBO was an effective synergist with natural pyrethrins and synthetic pyrethroids due to its ability to inhibit the pivotal detoxifying enzymes- the monooxygenases.

In this study chloropyrifos, cypermethrin, imidacloprid and carbaryl in combination with PBO evidently brought down the tolerance level in both the life stages of the beetle tested (except the mixture of chloropyrifos + PBO failed to enhance the toxicity of insecticides.). So, from the present investigation it is clear that PBO could be employed with chloropyrifos, cypermethrin, imidacloprid and carbaryl in endemic areas, where continuous application is needed. The results of this investigation also suggest the possibility of PBO as an effective synergist with cypermethrin, imidacloprid and carbaryl against *R. dominica* adults.

## SUMMARY

The foremost focal point in this study was to establish a baseline of contact toxicity of four insecticides from four different chemical classes' viz. chlorpyrifos (Darsban) organophosphate; cypermethrin (Cythrin) pyrethroid ; imidacloprid (Imitaf) neonicotinoid and carbaryl (Sevin) organocarbamate by residual film technique. Another focal point of this study was to evaluate the effect of piperonyl-butoxide on the toxicity of these insecticides against the lesser grain borer *Rhyzopertha dominica*.

The dose mortality relationship was expressed as median lethal dose ( $LD_{50}$ ). The  $LD_{50}$  values are inversely related to the toxicity of the insecticides i.e, higher the  $LD_{50}$  value to lower to toxicity or lower the  $LD_{50}$  value higher the toxicity of the insecticide. The  $LD_{50}$  values estimated here are 0.07450, 0.7182, 1.9997 and 3.6513  $\mu\text{gcm}^{-2}$  for chlorpyrifos, cypermethrin, imidacloprid and carbaryl respectively when the doses were exposed to adult beetles. Heterogeneity was tested by chi-square test. All values were insignificant indication good fit for the regression equation. Pearson  $\chi^2$  values are lower than 7.82 (df=3,  $P < 0.05$ ) indicating a significant fit between the observed and expected regression lines.

Variations in the toxicity among the insecticides were observed even the toxicity of the different insecticides was different in adults. At 0.469  $\mu\text{gcm}^{-2}$  dose of chlorpyrifos caused 84 % mortality of *R. dominica* adults where as At 0.0293  $\mu\text{gcm}^{-2}$  concentration of chlorpyrifos caused 26 % mortality of adults.

Among the insecticides tested in this investigation, Chlorpyrifos was most toxic and Carbaryl was least toxic to adults. Cypermethrin and Imidacloprid were the intermediate between the Chlorpyrifos and Carbaryl. Depending on the  $LD_{50}$  values, the insecticides can be arranged as Chlorpyrifos ( $LD_{50} = 0.0745 \mu\text{gcm}^{-2}$ ) > cypermethrin ( $LD_{50} = 0.7182 \mu\text{gcm}^{-2}$ ) > Imidacloprid ( $LD_{50} = 1.9997 \mu\text{gcm}^{-2}$ ) > and Carbaryl ( $LD_{50} = 3.6513 \mu\text{gcm}^{-2}$ ) with adults.

Finally the study was conducted to determine the synergistic or antagonistic effect of piperonyl-butoxide in combination with the insecticides. According to the formula described by Sun and Johnson (1960a), the co-toxicity coefficient values of the combined doses of chlorpyrifos + PBO at different ratios were > 100, indicating that the properties of the mixtures were antagonistic towards the adults.

The individual  $LD_{50}$  value of chlorpyrifos with adult was  $0.0745 \mu\text{gcm}^{-2}$ . But in the mixture, the share of chlorpyrifos was 0.3218, 0.6186 and  $0.8237 \mu\text{gcm}^{-2}$  at the ratios of 1:1, 1:5 and 1:10 respectively, indicating PBO causes reduction of dose level. Isoboles (Fig.11) also suggest the mixture of chlorpyrifos+PBO was antagonistic to adults at respective ratios and that causes increased of dose level of 115.97%, 38.38 % and 0.40% respectively.

Cypermethrin and piperonyl butoxide offered synergistic action with the adults at all the ratios.(Table 8 , Fig.10 ). The cotoxicity coefficient values were > than 100 ( Table 10 ) and the isoboles run below the additive line ( Fig. 10 ) indicating that the properties of the mixtures were synergistic at all the ratios.  $LD_{50}$  value of Cypermethrin alone was  $0.7142 \mu\text{gcm}^{-2}$  but in the mixture the share was 0.2280, 0.1407 and  $0.0953 \mu\text{gcm}^{-2}$  when PBO causes reduction of dose level of 68.25%, 80.40% and 86.73% respectively.

Corresponding results were obtained from the mixture of Imidacloprid (Imitaf) and piperonyl butoxide, which gave the synergistic action with adult.( table10 , Fig.12 )The cotoxicity coefficient values were > than100 (Table 10 ) and the isoboles run below the additive line ( Fig.12 ) indicating that the properties of the mixture were synergistic with adult at all the ratios.  $LD_{50}$  value of imitaf alone was  $1.9997 \mu\text{gcm}^{-2}$  but in the mixture the share was 0.4989,0.2605 and  $0.2363 \mu\text{gcm}^{-2}$  when PBO causes reduction of dose level of 50.09%,21.84% and 29.965 respectively

Carbaryl and piperonyl butoxide offered synergistic action with the adults.(Fig.14) It has been observed that the toxicity of the insecticide was increased as the ratios of piperonyl butoxide increased.  $LD_{50}$  value of Carbaryl

alone was  $3.6513\mu\text{gcm}^{-2}$  but in the mixture the share was 1.488, 3.416 and  $5.244\mu\text{gcm}^{-2}$  when PBO causes reduction of dose level of 59.24%, 6.87% and 2.965 at 1:1, 1:5 and 1:10 ratios respectively.

However, piperonyl butoxide is a pesticide synergist and acts as a potent inhibitor to cytochrome  $P_{450}$  and non-specific esterase (Moore *et al.*, 2009). The present data showed a dramatic synergism when PBO was combined with all the insecticides tested here. (except Chlorpyrifos). This result indicates that Cypermethrin, Imidacloprid and Carbaryl hold promise for control *R. dominica*.

The presence of pesticide in the environment not only increases the non target organism mortality but also their levels can be reached where mammals ultimately can be seriously affected (Pauli *et al.*, 1999; Grue *et al.*, 1982). The present way of dealing with this problem is just to increase the toxicity of doses towards the target organisms using the less amount of insecticide than to be required alone. Thus the present study was aimed at standardizing a protocol for finding out insecticidal or synergistic effect of PBO against *R. dominica*.

In summary, the present results indicate that PBO is an effective synergist to cypermethrin, imidacloprid and carbaryl which enhanced their toxicity against *R. dominica*. And chlorpyrifos showing antagonistic result in mixture. Mixing PBO with these insecticides minimizes the amount of applied active ingredients and leads to economic and environmental benefits. The results of the present study should be considered in the current control programs to combat *R. dominica* in and around mills, processing plants, storehouses and granaries as well as in the poultry production facilities.





# Chapter Five

## References

## CHAPTER FIVE

### REFERENCES

- Abbink, J. 1991. The biochemistry of imidacloprid. *Pflanzenschutz- Nachrichten Bayer*, **44**: 83 -195.
- Abbott, W. S. 1925. A method of computing the effectiveness of an insecticide, *J. Econ. Ent.* **18**: 265.
- Adrian, E. D., Feldberg, W. and Kilby, B. D. 1947. The cholinesterase inhibitory action of fluorophosphonates. *Br. J. Pharmac.* **2**: 56-58.
- Agnihotri, N. P. 1999. Pesticide safety and monitoring. All Indian Coordinated Research Project on Pesticides Residues, Indian council of Agricultural Research, New Delhi.
- Aheer G. M. and Ahmad R . 1993. Response of wheat to *Trogoderma granarium* (Everts) and *Rhyzopertha dominica* (Fab.). *J. Agric.Res.* **31(3)**: 319-322.
- Ahmad, H. 1983. Loss incurred in stored food grains by insect pests. *Pak. J. Agric.Res.* **4(3)**:198-208.
- Ahmad, M., Arif, M. I., Ahmad, Z. and Denholm, I. 2002. Cotton whitefly (*Bemisia tabasi*) Resistance to organophosphate and pyrethroid insecticide in Pakistan. *Pest. Manag. Sci.* **58**:203-208.
- Alam, M. Z. 1971. Pests of stored grains and other stored products and their control. *Agric.Inf .Serv Dacca* .61.
- Ali, J. N., Ali, M., Hornyak, E. P. and Weaver, J. B. 1977. Joint action of two pyrethroids with methyl parathion and methomyl on *Heliothis zea* and *H. virescens* in the laboratory and in cotton and sweet corn. *J. Econ. Entomol.* **70** : 813-817.
- Ali L. 2011. Environmental Interaction of pesticide synergism of some insecticides by piperonyl butoxide against stored grain pest *Alphitobius deaperinus*. Ph.D Thesis Rajshahi University awarded P 156.

- Almeida, Aa-de; Amorim-boy-L-de-F; De-Almeida-AA, 1994. Reproduction of *R. dominica* in whole broken grain, hard and soft variety of wheat. *Revista-Braziliere-de-Entomologia*. **38(4)**: 599-604.
- Altieri, M. A., 2003. Modern Agriculture: Ecological impacts and the possibilities for truly sustainable farming, Division of Insect Biology, University of California, Berkeley. ([http://www.cnr.berkeley.edu/~agroeco3/modern\\_agriculture.html](http://www.cnr.berkeley.edu/~agroeco3/modern_agriculture.html)).
- Alyokhin, A., Dively, G., Patterson, M., Castaldo, C., Rogers, D., Mahoney, M. and Wollam, J. 2007. Resistance and cross-resistance to imidacloprid and thiamethoxam in the Colorado potato beetle *Leptinotarsa decemlineata*. *Pest. Manag. Sci.* **63**: 32-41.
- Ameen, M. 1994. Insect pest and the environment. 2nd-Bienn. Conf. 10th. Feb. 1994. pp.10-23.
- Amweg, E. L., Weston, D. P. and Ureda, N. M. 2005. Use and toxicity of pyrethroid pesticides in the Central Valley, California, USA, *Environ. Toxicol. Chem.* **24(4)**: 966-972.
- Anon, 1993. Specification sheet on piperonyl butoxide. Endura, Pietramellara, 5: 40121, Bologna (Italy): pp.3.
- Ardley, J. H. 1976. Synergized bioresmethrin as a potential grain protectant. *J. Stored Prod. Res.* **12**: 253-259.
- Ardley, J. H. and Desmarchelier, J. M. 1978. Field trials of bioresmethrin and fenitrothion combinations as potential grain protectants. *J. Stored Prod. Res.* **14**: 65-67.
- Arends, J. J. 1987. Control, management of the litter beetle. *Poult. Dig.* **28**: 172-176.
- Arias-Este vez, M., Lo Pez-Periago, E., Marti nez- Carballo, E., Simal-Gandara, J., Carlos, M. and Garci a-Rio, L. 2008. The mobility and degradation of pesticides in soils and the pollution of groundwater resources. *Agric. Ecos. Env.*, **123**: 247-260.
- Armengaud, C., Causse, N., Ait-Oubah, J., Ginolhac, A. and Gauthier, M. 2000. Functional cytochrome oxidase histochemistry in the honeybee brain. *Brain Res.* **859(2)**: 390-393.

- Arnold, D. J. 1998. The fate and behavior of piperonyl butoxide in the environment. In D.G. Jones, ed. Piperonyl butoxide: The insecticide synergist: San Diego: Academic Press, 105-117.
- Arthur, F. H. 1994. Efficacy of unsynergized deltamethrin and deltamethrin + chlorpyrifos-methyl combinations as protectants for stored wheat and stored corn maize. *J. Stored Product Resear.* **30**: 87-94.
- Arthur, F. H., Zettler, J. L. and Halliday, W. R. 1988. Insecticide resistance among populations of almond moth and Indian meal moth (Lepidoptera: Pyridae) in stored peanuts. *J. Econ. Entomol.* **81**: 1283-1287.
- Azevedo, A. S. O. N. 1998. Assessment and simulation of atrazine as influenced by drainage and irrigation. An interface between RZWQM and ArcView GIS. Doctor Thesis. Iowa State University, Ames, Iowa.
- Badmin, J. S. and Knight, R. J. 1979. Pesticide composition. Brazil Patent 7805, 081; *Chem. Abstr.* **91**: 135617.
- Bai, D., Lummis, S. C. R., Leicht, W., Breer, H. and Sattelle, D. B. 1991. Actions of imidacloprid and a related nitromethylene on cholinergic receptors of an identified insect motor neurone. *Pestic. Sci.* **33**: 197-204.
- Baki, M. A., Rahman, M. A. A., Khatune, N. A., Zahid, R. A., Khalequzzaman, M., Hussain, M. M. and Sadik, G. 2002. Synergistic Effect of *Wedelia calendulacea* Less. Plant Extracts with Lambda-cyhalothrin on common housefly *Musca domestica* L. *J. Biol. Sci.* **2(10)**: 686-689.
- Balls, A. K. and Jansen, E. F. 1952. Stoichiometric inhibition of chymotrypsin. *Adv. Enzymol.* **13**: 321-343.
- Bayer Corporation. 2000. Merit® 75 WP. Specimen label. Kansas City MO, May 18. <http://protect-your-turf.com>.
- Beeman, R. W. Speirs, W. E. and Schmidt, B. A. 1982. Malathion resistance in Indian meal moth (Lepidoptera: pyralidae) infesting stored corn and wheat in the North-central United states. *J. Econ. Entomol.* **75**: 950-954.

- Begum, A., Ahmed, M. and Huda, S. M. S. 1974. The effect of food on the life history of *Rhyzopertha dominica* (F.) (Coleoptera:Bostrichidae). *Bangladesh J. Zool.* **2 (1)**: 71-76.
- Bengston, M., Desmarchelier, J. M., Hayward, B., Henning, R., Moulden, J. H., Noble, R. M., Smith, G., Snelson, J. T., Sticka, R., Thomas, D., Wallbank, B. E. and Webley, D. J. 1987. Synergised cyβuthrin and cypermethrin as grain protectants on bulk wheat. *Pestic. Sci.* **21**: 23-37.
- Benke, G. M. and Wilkinson, C. F. 1971. In vitro microsomal epoxidase activity and susceptibility to carbaryl, piperonyl butoxide combinations in house crickets of different age and sex. *J. Econ. Entomol.* **64**: 1032.
- Benz, G. 1971. Synergism of micro-organisms and chemical insecticides, In: "Microbial Control of Insects and Mites" (H. D. Burges and N. W. Hussey, Eds.). Academic Press, New York, 327-352.
- Bielza, P., Espinosa, P. J., Quinto, V., Abellan, J. and Contreras, J. 2007. Synergism studies with binary mixtures of pyrethroid, carbamate and organophosphate insecticides on *Frankliniella occidentalis* (Pergande). *Pest Manag Sci.* **63**:84-89.
- Bingham, G., Gunning, R. V., Delogu, G., Borzatta, V., Field, L. M. and Moores, G. D. 2008. Temporal synergism can enhance carbamate and neonicotinoid insecticidal activity against resistant crop pests. *Pest Manag. Sci.* **64(1)**: 81-85.
- Binns, T. J., 1986. The comparative toxicity Malathion with and without the addition of triphenylphosphate to adults and larvae of a susceptible and ctwo resistant strain of *Tribolium castaneum* (Herbst) (Coleoptera: Tenebrionidae). *J. stored Prod. Res.* **22**: 97-101.
- Bliss, C. I. 1939. The toxicity of poisons applied jointly. *Ann. Appl. Biol.* **26**: 585-615.
- Bondnaryk, R. P., Barker, P. S. and Kudryk, L. 1984. Introduction between synergists and permethrin in adults of the red flour beetle, *Tribolium castaneum*. *Pestic Sci.* **25**: 481- 486.

- Breathnach, R. 1988. The safety of Piperonyl – butoxide. In Piperonyl-butoxide; The insecticide synergist, Johns, D. G., Eds. Academic, San Diego, CA, 7-39.
- Brindley, W. A. and Salim, A. A. 1984. Synergism and antagonism in the analysis of insecticide resistance. *Env. Entomol.* **13** : 348.
- Brown, A. W. A. and Pal. R. 1971. Insecticide resistance in arthropods. World Health Organization, Geneva, Switzerland.
- Brown, T. M. and Brogdon, W. G. 1987. Improved detection of insecticide resistance through conventional and molecular techniques *Ann. Rev. Ent.* **32**: 145-162.
- Budiansky, S. 1986. Farmers to pesticides: bug off, U.S. News and World Report, **101**: 69-70.
- Burkholder, W. E. and Faustini, D. K. 1991. Biological methods of survey and control. In: Ecology and management of food industry pests (*J. R. Gorhan, Ed.*), 361-372.
- Burnett, G. F. 1961. The susceptibility of tsetse flies to topical applications of insecticides. II. Young adults of *Glossina morsitans* Westw. and organophosphorus compounds, pyrethrum and Sevin. *Bull. ent. Res.* **52**: 763–768.
- Busvine, J. R. 1980. Recommended methods of measurement of pest resistance to pesticides. *FAO Plant Prod. Prot.* Paper 21.
- Busvine, J. R. 1971. *A Critical Review of the Techniques for Testing Insecticides* (2nd Edition) Commonwealth Agricultural Bureaux, Slough. 345.
- Caliboso, F.M.; Sayaboc, P.D. and Amoranto, M.R. 1986. Pest problems and the use pesticides in grain storage in the Philippines. Champ, B.R.; Highley, E. Australian Centre for International Agricultural Research (Australia); 1986. p.17-29.
- Carter, S. W. 1989. A review of the use of synthetic pyrethroids in public health vector pest control. *Pestic. Sci.* **27**: 361 - 374.

- Caseley, J. C., Cussans, J. W. and Atkin, R. K. 1991. Herbicide Resistance in weeds and crops (Eds.); *Butterworth-Heinemann. Ltd.. Oxford.* 513.
- Casida, J. E. 1970. Mixed function oxidases involvement in the biochemistry of insecticides synergism. *J. Chem. Agric Food.* **18**: 753.
- Chao, S. L., Dennehy, T. J. and Casida, J. E. 1997. Whitefly (Hemiptera: Aleyrodidae) binding site for imidacloprid and related insecticides: a putative nicotinic acetylcholine receptor. *J. Econ. Entomol.* **90**: 879–882.
- Charjan, S.K.U., Tarar, J. L. and Raut, P. N. 1994. Studies on the quality of wheat grain influenced by the infestation of stored grain pests during storage. *J. Phytological Res.* **7(2)**:195-198.
- Clark, R. F., 2002. Insecticides: organic phosphorus compounds and carbamates. In: Goldfrank L. R., Flomenbaum N. E., Lewin N. A., *et al.* editors. Goldfrank's toxicologic emergencies. 7<sup>th</sup> ed. US. McGraw Hill; 2002. pp398 – 410.
- Cnubben, N. H. P., Rietjens, I. M. C. M., Wortelboer, H. VAN-Zanden, J. and Van Bladeren, P. J. 2001. The interplay of glutathione related processes in antioxidant defense. *Environ Toxicol Pharmacol* **10**: 141-152.
- Colin, M. and Belzunces, L. P. 1992. Evidence of synergy between prochloraz and deltamethrin in *Apis mellifera* L.: a convenient biological approach. *Pestic. Sci.* **36**: 115-119.
- Collins, P. J. 1990. A new resistance to pyrethroids in *Tribolium castaneum* (Herbst) *Pestic. Sci.* **18** : 101-116.
- Collins, P. J.; Sinclair, E. R.; Howitt, C. J. and Haddrell, R. L. 1988. Dispersion of grain beetles (Coleoptera) in grain particularly treated with insecticides. *J. Econ. Entomol.* **81**: 1810-1815.
- Cotton, R.T. 1947. Insect pests of stored grains Products "Burgess Minnesota" 306 pp.
- Cox, L., Koskinen, W. C., Celis, R., Yen, P. Y., Hermosin, M. C. and Cornejo, J. 1998. Sorption of Imidacloprid on Soil Clay Mineral and Organic Components. *Soil Sci. Socie. Ameri. J.* **62**: 911-915.

- Crathrone, B., Fielding, M., Steel, C. P. and Watts, C. D. 1984. Organic compounds in water. Analysis using coupled-column high-performance liquid chromatography and soft ionization mass spectroscopy. *Environ. Sci. Technol.* **18**: 797-807.
- Craven, A. and Hoy, S. 2005. Pesticide persistence and bound residues in soil regulatory significance. *Environ. Pollut.* **133**: 5- 9.
- Das, B., Khan, Y. S. A., Das, P. and Shaheen, S. M. 2002. Organochlorine pesticide residues in catfish, *Tachysurus thalassinus* (Ruppell, 835) from the South Patches of the Bay of Bengal. *Environmental Pollution.* **120 (2)**: 255-259.
- Dasgupta, S. and Meisner, C. 2004. Methodology for Identifying Pesticide Hotspots: The Case of Bangladesh. Mimeo. Available at: <http://www.worldbank/nipr>.
- Dasgupta, S., Meisner, C. and Huq, M. 2005. Health effects and Pesticide Perception as Determinants of Pesticide Use: Evidence from Bangladesh. World Bank Policy Research Working Paper 3776, November 2005. <http://econ.worldbank.org>.
- Davenport, A. P. and Wright, D. E. J. 1985. Toxicity of Chlorodeiform and Amitraj to the Egyptian leafworm (*Spodoptera littoralis*). *Pestic. Sci.* **16**: 81-87.
- Dellorto, Trivelli, H. 1985. Insectosque danan granas Yotros products almacenados. *In Anais. Mesa. Redonda Latino. Americana sobre perdas pos colheita de graos.* 193-231.
- Demianyk, C. J. and Sinha, R. N. 1987. Effect of infestation by the longer grain borer, *Prastephanus* Horn. and lesser grain borer, *R. dominica* (F.) (Coleoptera: Bostrichidae) on stored corn. *Environmental Entomology.* **16**: 618-624.
- Denholm, I., Devine, G., Foster, S., Gorman, K. and Nauen, R. 2002. Incidence and management of insecticide resistance to neo-nicotinoids. *Proc Brighton Crop Prot Conf: Pests Dis.* **1**: 161-168.



- Devonshire, A. L. 1977. The properties of the carboxylesterase from the potato aphid, *Myzas persicae* and its role in conferring insecticide resistance. *Biochem J.* **167**: 675-683.
- Diamond, A. E. and Horsfall, J. G. 1955. Fifty years of fungicides. **42(1)**: 282-287. (DOI: 10.1111/j.1744-7348.1955.tb02435.x)
- Dittarich, V. G. D. and Studer, I. 1981. Chlorodimeform tested for synergism with two pyrethroids and monocroptophos in resistant and sensitive strains of the noctuid *Spodoptera littoralis* (Bosid). *Z. Angew Ent.* **92**: 499-504.
- Dittarich, V. G. D., Luetkemeier, N. and Voss, G. 1979. Monochloropphos and profenfos: two organophosphorus with different mechanisms of action in resistance races of the Egyptian cotton leaf worm, *Spodoptera littoralis*. *J. Econ. Ent.* **72** : 380-384.
- Dove, W. E. 1947. Piperonyl butoxide a safe insecticide for household and field. *Am. J. Trop. Med.* **27**: 339-345.
- Dow Elance Co. 1992. Material Safety Data Sheet: Dursban Insecticidal Chemical-Unflaked. Agricultural Products Divition, Indianapolis, IN, (1992). 5-47.
- Dubus, I. J., Hollis, J. M. and Brown, C. D. 2000. Pesticides in rainfall in Europe. *Environ. Pollut.* **110**: 331-334.
- Duyzer, J. 2003. Pesticide concentrations in air and precipitation in Thye Netherlands. *J. Environ. Monit.* **5**: 77-80.
- Dyte, C. E. and Rowlands, D. G. 1967. Some species of the specificity of insecticide synergists. *Proc. 4th Brit. Insect. Fungi. Conf.* **1**: 344-354.
- Dyte, C. E. and Rowlands, D. G. 1970. The effect of some insecticide synergism the potency and metabolism of Bromophos and Fenitrothion in *Tribolium castaneum* (Herbst) (Coleoptera: Tenebrionidae) *J. Stored prod. Res.* **6**: 1-18.

- Edwards, C.A. and Heath, G.W. 1964. The principles of Agricultural Entomology. Chapman & Hill Ltd., London. 223pp.
- Elbert, A., Nauen, R. and Leicht, W. 1998. Imidacloprid, a Novel Chloronicotinyl Insecticide: Biological Activity and Agricultural Importance, pp. 50-73. In I. Ishaaya and D. Degheele (eds). *Insecticides with Novel Modes of Action, Mechanism and Application*. Springer, New York.
- Elbert, A., Nauen, R., Cahill, M., Devonshire, A. L., Scarr, A. W., Sone, S. and Steffens, R. 1996. Resistance management with chloronicotinyl insecticides using imidacloprid as an example. *Pflanzenschutz Nachrichten Bayer*. **49**: 5-53.
- El-Guindy, M. A., El-Refai, A. M. and Abdel-sattar, M. M. 1983. The joint action of mixture of insecticides, or of insect growth regulators and insecticides, on susceptible and diflubenzuron resistant strains of *Spodoptera littoralis* Bois. *Pestic Sci*. **14**: 246-252.
- Elliot, M. 1989. The pyrethroids: Early discovery, Recent advances and the Future. *Pestic. Sci*. **27**: 337 - 351.
- El-Merhibi, A., Kumar, A. and Smeaton, T. 2004. Role of piperonyl butoxide in the toxicity of chlorpyrifos to *Ceriodaphnia dubia* and *Xenopus laevis*. *Ecotoxicol. and Environ. Safety* **57(2)**: 202-212.
- Enayeti, A. A., Vatandoosty, H., Ladonniy, H., Townson, H. and Hemingway, J. 2003. Molecular evidence for a kdr-like pyrethroid resistance mechanism in the malaria vector mosquito *Anopheles stephensi*. *Medi. and Veteri. Entomol*. **17**: 138-144.
- Fakoorziba, M. R., Eghbal, F. and Vijayan, V. A. 2009. Synergist Efficacy of Piperonyl Butoxide with Deltamethrin as Pyrethroid Insecticide on *Culex tritaeniorhynchus* (Diptera: Culicidae) and Other Mosquito Species. *Environ Toxicol*. **24**: 19-24.
- FAO., 1977. Analysis of FAO survey of post harvest crop losses in developing countries. (AGPP MISS 127), FAO, UN, Rome.

- Fava, L., Orru, M. A., Crobe, A., Caracciolo, A. B., Bottoni, P. and Funari, E. 2005. Pesticides metabolites as contaminants of groundwater resources: assessment of the leaching potential of endosulfan sulphate, 2, 6-dichlorobenzoic acids 3, 4-dichloroaniline 2, 4-dichlorophenol and 4-chloro-2-methylphenol. *J. Microchem.* **79**: 207-211.
- Ferdous, A. 1995. Potentiation of malathion by other insecticides against *Musca domestica* M.Sc. Thesis, Dept. of Zoology, Rajshahi University. 150 pp. Feyereisen, R. 1999. Insect P450 enzymes. *Annu. Rev. Entomol.* **44**: 507-533.
- Feyereisen, R. 1999. Insect P450 enzymes. *Annu. Rev. Entomol.* **44**: 507-533.
- Finney, D. J. 1971. Probit analysis. Cambridge University Press, New York
- Fleischli, M. A., Franson, J. C., Thomas, N. J., Finley, D. L., Riley, W. Jr., 2004. Avian Mortality Events in the United States Caused by Anticholinesterase Pesticides: A Retrospective Summary of National Wildlife Health Center Records from 1980 to 2000. *Arch. Environ. Contam. Toxicol.*, **46**: 542-550.
- Foster, S. P., Cox, D., Oliphant, L., Mitchinson S. and Denholm, I. 2008. Correlated responses to neonicotinoid insecticides in clones of the peach-potato aphid, *Myzus persicae* (Hemiptera: Aphididae). *Pest Manag. Sci.* **64**:1111-1114. (doi:10.1002/ps.1648)
- Gage, J. C. 1953. A Cholinesterase Inhibitor Derived from OO-Diethyl O-p-Nitrophenyl Thiophosphate *in vivo*. Cholinesterase Inhibitor From Parathion. Imperial Chemical Industries Ltd., Industrial Hygiene Research Laboratories. The Frythe, Welwyn, Herts. *Biochem.* **54**: 427-430.
- Gamon, D. W. 1978. Effects of DDT on the cockroach nervous system at three temperatures. *Pestic Sci.* **9**: 95-104.
- Georghiou, G. P. 1983. Management of resistance in arthropods, *In*: 'G.P. Georghiou and T. Saito (Eds.), *Pest resistance to pesticides*'. Plenum, New York. , 769-792.

- Georghiou, G. P. 1986. The magnitude of the resistance problem, In *'Pesticide Resistance: Strategies and Tactics for Management'*, National Academy Press, Washington, DC. 14-43.
- Georghiou, G. P. 1990. In managing Resistance to Agrochemicals: From Fundamental Research to practical strategies. ACS Symposium Series 421, American Chemical Society, Washington pp. 18-41.
- Georghiou, G. P. and Mellon, R. B. 1983. *Pesticide resistance in time and space an pest resistance to pesticides*, (G.P. Georghiou and T. Sairo. Eds.). 1- 46. Plenum, Press, New York.
- Georghiou, G. P. and Taylor, C. E. 1977. Pesticide resistance as an evolutionary phenomenon. *Proc. XVth. Int. Congr. Ent. Washington. D.C.* pp. 759.
- Georghiou, G. P., and Metcalf, R. L., 1967. Cabamate insecticides as potential mosquito control agents. *Mosq. News.*, **21**: 303-306.
- Ghizdava, I. and Deac, Va. 1994. Investigation on the arthropod fauna, harmful to agricultural stored products, in the central area of the western plain of Romania. *Buletinul. Universitatri. Do. Stiinte. Chij. Napoca. Seria. Agriculture. Si. Horticulture.* **48(2)**: 119-126.
- Goodrich, E.S. 1921. Note on the Hymenoptera Parasitic in beetles infesting grain. *Rep. Grain Pests.* **9**: 95-104.
- Gorham-Bailey, K.F. 1960. Synergism of Piperonyl butoxide with pyrethrins against several species of insect. *Chemistry and Industry*, 700-702.
- Gosselin, R. E., Smith, R. P. and Hodge, H. C. 1984. *Clinical Toxicology of Commercial Products*, fifth edition. Williams and Wilkins, Baltimore, MD.5-45.
- Green, A. A. 1975. Resistance as a problem in the control of insects and mites infesting stored products in Britain. *Proceedings of the fourth Britain Pest control Conference.* 1-6.
- Green, M. B., Lebaron, H. M. and Moberg, W. E. 1990. Managing Resistance to Agrochemicals, from fundamental research to practical strategies, ACS symposium Series 421. American chemical Society, Washington, 1-496.

- Grue, C. E., Powell, G. V. N., McChesney, M. J., 1982. Care of nestlings by wild female starlings exposed to an organophosphate pesticide. *J. Appl. Ecol.*, **19**: 327–355.
- Guez, D., Suchail, S., Gauthier, M., Maleszka, R. and Belzunces, L. P. 2001. Contrasting effects of imidacloprid on habituation in 7- and 8-day-old honeybees (*Apis mellifera*). *Neurobiol Learn Mem.*, **76(2)**: 183-191.
- Gunning, R. V., Moores, G. D. and Devonshire, A. L. 1998. In Piperonyl Butoxide: The Insecticide Synergist, Glynn Jones, D., ed., Academic Press, London, UK,
- Gupta, P. K. 2004. Pesticide exposure Indian scene. *Toxicology*. **198**: 83-90.
- Gurney, W B. 1918. Insect pests of maize . *Agric. Gaz NSW*. 29: 641-650.
- Hadaway, A. B., Barlow, F. and Duncan, J. 1962. Effects of Piperonyl butoxide on some insecticidal potency. *Bull. Ent. Res.* **53**: 769-778.
- Haliscak., I. P. and Beeman, R. 1983. Stnhs of malathion resistance in live genera of beetles infesting farm-stored COI'll, wheat. and oat; in the United Staies. *J. Eeon. Entomol.* **6**: 717-722.
- Hamm, R. L., Kaufman, P. E., Reasor, C. A., Rutz, D. A. and Scott, J. G., 2006. Resistance to cyfluthrin (pyrethroid) and tetrachlorvinphos (organophosphate) in the lesser mealworm, *Alphitobius diaperinus*, collected from the eastern United States. *Pest Manag Sci.*, **62**: 673–677.
- Hammock, B. D. and Soderland, D. M. 1986. In *pesticide resistance: Strategies and tactics for management*, National Academy Press Washington, DC, III - 1219 .
- Hapeman, C. J., McConnell, L. L., Rice, C. P., Sadeghi, A. M., Schmidt, W. F., McCarty, G. W., Starr, J. L., Rice, P. J., Angier, J. T. and Harman-Fetcho, J. A. 2003. Current United States Department of Agriculture-Agriculture Research Service research on understanding agrochemical fate and transport to prevent and mitigate adverse environmental impacts. *Pest. Manage. Sci.* **59**: 681-690.

- Hashem, M. Y. and Reichmutls, 1989. Biologische Bundesam talt furland and fortajrts chaft institute for varrasschotz, Berlin-Dahlens, Berlin, Research Report. **41(10)**: 159-163.
- Hasan M. 2012. Synergism of some insecticide by piperonyl butoxide and MCPA (4. chloro 2. methylphenoxide acetic acid) against *Rhizopertha dominica*, Ph.D Thesis, Rajshahi University P. 149.
- He, F. S., Chen, S. Y., Tang, X. Y., Gan, W. Q., Tao, B. G. and Wen, B. Y., 2002. Biological monitoring of combined exposure to organophosphates and pyrethroids. *Toxicol. Lett.*, **134**: 119-124.
- Heijinen, H. 2001. *Country Status Paper Bangladesh, WHO Bangladesh 18-20 April 2001, Tokyo, Japan*. The seventh GINC Tokyo Meeting For Information Exchange and Collaboration in Asia on Chemical Management and Pesticide Poisoning.
- Hemingway, J. and Ranson, H. 2000. Insecticide resistance in insect vectors of human disease. *Ann Rev Entomol.* **45**: 369–389.
- Hewlett, P. S. 1961. Joint action in insecticides, 27-74. In R. L. Metcalf (ed.)" *Advances Pest Control Research*. Vol. iii. Interscience Publ., New York. 448.
- Hewlett, P. S. 1960. Joint action in insecticides. *Adv. Pest. Control. Res.* **3**: 27-74.
- Hewlett, P. S. 1968. Synergism and potentiation in insecticides. *Chem. Ind.* **1**: 701-706.
- Hill, D. S. 1983. *Agricultural insect pests of the tropics and their control*. Cambridge University Press, Cambridge.746.
- Hill, E. C., 1978. *Control of insect pest in flouring mills*. MAFF. London. H. M., Stationary Offxice. 137pp.
- Hill, E. F., 1995. Organophosphorus and carbamate pesticides. In: Hoffman D. J., Rattner B. A., Burton G. A. Jr., Cairns J. Jr. (eds) *Handbook of ecotoxicology*. Lewis, Boca Raton, FL, pp 243–274.

- Hirano, M. 1989. Characteristics of pyrethroids for insect pest control in Agriculture. *Pestic. Sci.* **27**: 353 - 360.
- Hodgson, E. and Motoyama, M. 1984. Biochemical mechanism of resistance to insecticides. Ciba formulations Symp. 102 origin and development of adaptation. *Fitmans book London*.167-198.
- Horsefall, W. R. 1934. Some effect of ethylene on the various stages of the bean weevil and the confused flour beetle. *J. Econ. Entom.* **96**:1352-1361.
- Huang, F. and Subramanyam, B. 2003. Responses of (Rice moth) *Corcyra cephalonica* (Stainton) to Pirimiphos-methyl, spinosad and combinations of pirimiphos-methyl and synergized pyrethrin. *Pest Manag. Sci.* **60(2)**: 191-198.
- Hussain, M.M. 1996. *Evaluation of synergistic action piperonyl butoxide on some insecticides against Tribolium confusum Duval*. Ph.D. thesis, Department of Zoology, University of Rajshahi. 304 pp.
- Ishaaya, I., Elsner, A., Aschev, K. R. S. and Casida, J. E. 1983. Synthetic pyrethroids toxicity and synergism on dietary exposure of *Tribolium castaneum* larvae. *Pestic. Sei.* **14**: 367-372.
- Islam, M. Z., Begum, S., Ara, H. and Waliullah, T. M. 2007. Effect of Furadan on the Growth and Nitrogen Fixation by Blue Green Algae. *J. bio-sci.* **15**: 23-34.
- Islam, T. M. 2004. Integrated pest management in agriculture. 'The daily Star' Vol. 5, Num98. Tuesday, 31 August 2004.
- Jacob, S. A. and Mohan, 1973. Predation of certain stored product pests by the red floor beetle. *Ind. J. of Ent.* **35**: 95-98.
- Jacobson, M. 1985. The neem tree: natural resistance par excellence. In nature resistance of plants to pests. ACS Symposium Series 296.
- James, D. G., 2003. Pesticide susceptibility of two coccinellids (*Stethorus punctum picipes* and *Harmonia axyridis*) important in biological control of mites and aphids in Washington hops. *Biocontrol Sci. Technol.*, **13**: 253-259.

- Jao, L. T. and Casida, J. E. 1974a. Insect pyrethroid hydrolysing esterases. *Pestic Biochem. Physiol.* **4**: 465-472.
- Jao, L. T. and Casida, J. E. 1974b. Esterases inhibitors as synergists for (+) transchrysanthemate insecticide chemicals. *Pestic. Biochem. Physiol.* **4**: 456-464.
- Jensen, S. E., 2000. Insecticide resistance in the western flower thrips *Frankliniella occidentalis*. *Integ. Pest Manag. Rev.*, **5**: 131-146.
- Johnson, M. K. 1975. Organophosphorus esters causing delayed neurotoxic effects, mechanism of action and structure/activity studies. *Arch. Toxicol.* **34**: 259-288.
- Johnson, R. M., Wen, Z., Schuler, M. A. and Berenbaum, M. R. 2006. Mediation of pyrethroid insecticide toxicity to honey bees (Hymenoptera: Apidae) by cytochrome P450 monooxygenases. *J. Econ. Entomol.* **99(4)**: 1046-1050.
- Jones, H. A., Akerman, H. J. and Webster, M. E. 1952. The colorimetric determination of piperonyl butoxide. *J. Assoc. Offic. Agric. Chem.* **35**: 771-780.
- Kabir, S. M. H.; Begum, A. and Kabir, A. 1989. Insects and Mites associated with stored grain and grain products in Bangladesh. *J. Asiat. Soc. Bangladesh (Sc.)* **15(2)**: 123-128.
- Kagabu, S. 1997. Chloronicotinyl Insecticide Discovery, Application and Future Perspective. *Reviews in Toxicology*, **1**: 75-129.
- Kagabu, S. 2003. Molecular design of neonicotinoids: Past present and future. *Chemistry of Crop Protection (Eds.), Voss A, Ramos G (Wiley-VCH, Weinheim, Germany)*, pp 193-212.
- Kang, C. Y., Wu, G. and Miyata, T. 2006. Synergism of enzyme inhibitors and mechanisms of insecticide resistance in *Bemisia tabaci* (Gennadius) (Hom., Aleyrodidae). *J. App. Entomol.* **130 (6-7)**: 377-385.



- Kanrar, B., Ghosh, T., Pramanik, S. K., Dutta, S., Bhattacharyya, A. Dhuri, A. V. 2006. Degradation Dynamics and Persistence of Imidacloprid in a Rice Ecosystem Under West Bengal Climatic Conditions. *Bull. Environ. Contam. Toxicol.* **77**: 631–637.
- Kapur, S. 1994. Nutritional studies on *Rhyzopertha dominica* (F) (Coleoptera: Bostrichidae) *Indian. J. Ent.* **26**: 289-295.
- Kascheif, A. H. 1959. *Lariophagus distinguendus* Frost. Ectoparasite on *Rhyzopertha dominica* Feb. Bulletin de Societe entomologie d Egypte 43, 184.
- Kaufman, P. E., Reasor, C., Waldron, J. K., and Rutz, D. A., 2005. Suppression of adult lesser mealworm (Coleoptera: Tenebrionidae) using soil incorporation of poultry manure. *J. Econ. Entomol.*, **98**: 1739-1743.
- Kaufman, P. E., Strong, C. and Rutz, D. A., 2008. Susceptibility of lesser mealworm (Coleoptera: Tenebrionidae) adults and larvae exposed to two commercial insecticides on unpainted plywood panels. *Pest Manag. Sci.*, **64**: 108–111.
- Kemp, M. S. and Caseley, J. C. 1991. In herbicide resistance in weeds and crops, Caseley, J. C., Cussans, G.W., Atkin, R.K., Eds. Long Ashton International Symposium, Butterworth - Heinemann, Ltd. : Oxford. 240-279 pp.
- Kerry, J. C. and Weighton, D. M. 1979a. Pesticide combustion containing amitraz and a chlorinated hydrocarbon. Brazil Patent 7803, 533, *Chem. Abstr.* **90**: 181-610.
- Kerry, J. C. and Weighton, d. M. 1979b. Aqueous pesticide composition for protecting plants. Brazil Patent. 7804, *Chem. Abstr.* **91** :1379.
- Khalil, S.K. & Irshad, M. 1998. Field estimates of population growth rate of some important grain pests in wheat stored at farm level in northern Pakistan. *Sarhad journal of agriculture.* **10(3)**: 273-278.
- Khalequzzaman, M. and Nahar, J., 2001. Toxicity of Nine Insecticides to Adult *Tribolium castaneum* (Herbst). *J. Biologi. Sci.* **1(11)**: 1043-1045.

- Khan, A. R. 1981. The combined action of organophosphorous insecticides on *Tribolium castaneum*. Ph.D. thesis, University of Newcastle upon Tyne, U. K. pp. 146.
- Khot, A. C., Bingham, G., Field, L. M. and Moores, G. D. 2008. A novel assay reveals the blockade of esterases by piperonyl butoxide. *Pest Manag Sci*, **64**:1139-42.
- Kidd, H. and James, D. R. Eds. 1991. The Agrochemicals Handbook, Third Edition. Royal Society of Chemistry Information Services, Cambridge, UK, 3-11.
- Kiely, T., Donaldson, D. and Grube, A. 2004. Pesticides Industry Sales and Usage: 2000 and 2001 Market Estimates. EPA 733-R-04-001. Washington, DC:U.S. Environmental Protection Agency. Available: [http://www.epa.gov/oppbead1/pestsales/01pestsales/market\\_estimates2001.pdf](http://www.epa.gov/oppbead1/pestsales/01pestsales/market_estimates2001.pdf) [accessed 27 January 2009].
- Knowles, C. O. 1991. Miscellaneous pesticides: In hand book of pesticide toxicology, Hayes, W. J., Laws, E. R., Eds., Academic, San Diego, CA. **3**: 1471-1526.
- Kolpin, D. K. I., Schnoebelen, D. J. and Thurman, E. M. 2004. Degradates provide insight to spatial and temporal trends of herbicides in ground water. *Ground water*. **42**: 601-608.
- Kristensen, M., Jespersen, J. B. and Knorr, M. 2004. Cross-resistance potential of fipronil in *Musca domestica*. *Pest Manag. Sci.* **60**: 894-900.
- Kumar, S., Thomas, A. and Pillai, M. K. 1991. Involvement of mono-oxygenase as a major mechanism of deltamethrin resistance in larvae of three species of mosquitoes. *Indian J. Exp Biol.* **29**: 379-384.
- Kumar, S., Thomas, A., Sahgal, A., Verma, A., Samuel, T. and Pillai, M. K. K. 2002. Effect of synergist, piperonyl butoxide, on the development of deltamethrin resistance in yellow fever mosquito, *Aedes aegypti* L. (Diptera: Culicidae). *Arch Insect Biochem Physiol.* **50**: 1-8.

- Kurdikeri, M. B.; Aswathaiyah-B; Rajendra Prasad-S; Katgal-RD; Aswathanarayana Sc. 1993. Studies on relative seed damage-loss in weight and loss of viability caused by *Sitophilus oryzae* Linn. And *Rhyzopertha dominica* Fabr. In maize hybrids. *Seed Research*, **21**: 72-77.
- Lambkin T. A. 2005. Baseline responses of adult *Alphitobius diaperinus* (Panzer) (Coleoptera: Tenebrionidae) to fenitrothion, and susceptibility status of populations in Queensland and New South Wales, Australia. *J. Econ. Entomol.* **98**: 938-942.
- Lambkin, T. A. 2001. Investigations into the management of the darkling beetle. Rural Industries Research and Development Corporation, Kingston, Australia. 99.
- Lambkin, T. A. and Rice, S. J. 2006. Baseline Responses of *Alphitobius diaperinus* (Coleoptera: Tenebrionidae) to Cyfluthrin and Detection of Strong Resistance in Field Populations in Eastern Australia. *J. Econ. Entomol.* **99(3)**:908-913.
- Lambkin, T. A. and S. J. Rice. 2007. Baseline responses of *Alphitobius diaperinus* (Coleoptera: Tenebrionidae) to spinosad, and susceptibility of broiler populations in eastern and southern Australia. *J. Econ. Entomol.* **100 (4)**:1423-1427.
- Le Barou, H. M. and McFarland, J. 1990. In managing Resistance to Agrochemicals: From Fundamental Research to practical strategies, Green, M. B. Le Baron, H. M. Moberg, W. E. ACS Symposium Series 421. *American Chemical Society, Washington*. pp. 336-352.
- Le Pelley, R. H. and Sullivan, W. N. 1936. Toxicity of rotenone and pyrethrins, alone and in combination. *J. econ. Ent.* **29**: 191-791.
- Leahey, J. P. 1984. *The pyrethroid insecticides*. Taylor and Francis, London, England.
- Leal, R. S. 2001. The use of Confidor®S in the float, a new tobacco seedlings production system in south of Brazil. *Pflanzenschutz-Nachrichten Bayer.* **54**: 337-352.

- Lesne, P. 1911. Regime alimentaire chez les Bostrychides. *C. R. Acad. Sci.* 152
- Lin, T. 1958. Observation on the life history of lesser grain borer *Rhyzopertha dominica* (Feb.) in Taiwan. *Agric Res.* 8:53-56.
- Lichtenstein, E. P., Liang, T. T. and Anderegg, B. N. 1973. Synergism of insecticides by herbicides. *Science.* **181**: 847-849.
- Liu, H. E. W., Cupp, K. M., Micher, A. G. and Liu, N. 2004. Insecticide resistance and cross-resistance in Alabama and Florida strains of *Culex quinquefasciatus* (sic). *J. Med. Entomol.* **41**: 408-413.
- Lotti, M. and Johnson, M. K. 1978. Neurotoxicity of organophosphorus pesticides: predictions can be based on *in vitro* studies with hen human enzymes. *Arch. Toxicol.* **41**: pp.215-221.
- Macht, D. I. 1929. Pharmacological synergism of stereoisomers. *Proc. Nat. Acad-Sci.* **15**: 63-70.
- March, R. B., Metcalf, R. L. and Leu Allen, L. L. 1952. Studies on synergists for DDT against resistant house flies. *J. Ecoiz. Enf.* **45**: 851-860.
- Matsuda, K., Buckingham, S. D., Kleier, D., Rauh, J. J., Grauso, M. and Sattelle, D. B. 2001. Neonicotinoids: insecticides acting on insect nicotinic acetylcholine receptors. *Trends Pharmacol. Sci.*, **22(11)**: 573-80.
- Mayer, F. L. 1987. Acute toxicity handbook of chemicals to estuarine organisms. U.S. Environ. Protection Agency Rep. 600/8-87/017.274.
- Meister, R. T. 1994. Farm Chemicals Handbook 1994. Meister Publishing Company, Willoghby. OH.
- Melander, A. L. 1984. Can insects become resistant to sprays? *J. Econ. Entomol.* **7**: 167-173.
- Metcalf, C. L. and Flint, W. P. 1962. Destructive and Useful Insects Their Habits and Control, 4 th Edition (Revised by: R.L. Metcalf). Mc Graw-Hill Book Company, New York, San Francisco, Toronto, London. 1087 pages.

- Metcalfe, R. L. 1967. Mode of insecticide synergists. *Ann. rev. Ent.* **12**: 229-254.
- Metcalfe, R. L., 1955. Organic insecticides: their chemistry and mode of action. 312pp, New York, *Interscience*.
- Metcalfe, R. J. 1992. The synergistic activity of various selected chemicals on the insecticides carbofuran and malathion against brine shrimp larvae. B.Sc. (Hons.) Theses Department of Agricultural and Environment Science, University Newcastle upon tyne, 53 pp.
- Miller, T. A. and Adams, M. E. 1977. Central Vsperipheral action of Pyrethroids on the housefly nervous system. *Acs, Symp, Ser.* **42**: 90-115.
- Mondal, K. A. M. S. H. and Port, G. R. 1994. Pheromones of *Tribolium* Spp. (Coleoptera: Tenebrionidae) and their potential in pest management. *Agric. Zol. Rev.* **6**: 121-148.
- Mondal, K. A. M. S. H. and Parween, S., 1997. Laboratory culturing of flour beetles, *Tribolium* species. *Tribolium Int. Bull.* **37**: 153-162.
- Mookherjee, P.B., Jotwani, M.G., Sircar, P. and Yadav, T.D. 1968. Studies on the incidence and extent of damage due to insect pest in stored seeds. Cereal seeds. *Indian J. Ent.* **30**(1): 61-65.
- Moorefield, H. H., 1958. Synergism of the carbamate insecticides. *Contr. Boyce. Thomson Inst.*, **19**: 501-507.
- Moores, G. D., Philippou, D., Borzatta, V., Trincia, P., Jewess, P., Gunning, R., Bingham, G., 2009. An analogue of piperonyl butoxide facilitates the characterisation of metabolic resistance. *Pest Manag. Sci.*, **65**: 150-154.
- Moretto, A. 1995. Piperonyl butoxide, In pesticide residue in food- 1995. Joint FAO/ WHO Meeting on pesticide evaluation 1995, toxicological and environmental; international programme on chemical safety, World Health Organisation : Geneva, Switzerland, 1995. 277-306.
- Moriarty, F. 1969. The sublethal effects of synthetic insecticides on insects. *Biol Rev.* **44**: 321-357.

- Morris, A. J., Wilson, J. D., Whittingham, M. J., Bradbury, R. B., 2005. Indirect effects of pesticides on breeding yellowhammer (*Emberiza citrinella*). *Agriculture, Ecosystems and Environment*, **106**: 1-16.
- Mota-Sanchez, D., Hollingworth, R., Grafius, E. and Moyer, D. 2006. Resistance and cross-resistance to neonicotinoid insecticides and spinosad in the Colorado potato beetle, *Leptinotarsa decemlineata* (Say) (Coleoptera: Chrysomelidae). *Pest Manag Sci.* **62**: 30–37.
- Muggleton, J. 1984. The evaluation of insecticide resistance and its relevance to control strategy. British Crop Protection Conf. 1984. 484-592.
- Nathanson, J. 1984. Caffeine and related methylxanthines: possible naturally occurring pesticides. *Science (Washington)*. **226**: 184-187.
- Nauen, R. and Bretschneider, T. 2002. New modes of action of insecticides. **12**: 241-245.
- Nauen, R. and Denholm I. 2005. Resistance of insect pests to neonicotinoid insecticides: current status and future prospects. *Arch. Insect Biochem. Physiol.* **58**: 200-215. doi:10.1002/arch.20043
- Nauen, R., Denholm, I., Dennehy, T. and Nichols, R. 2008. News from the front line: reports from the global workshop on the stewardship on neonicotinoid insecticides, Honolulu, Hawaii, 5-6 June 2008. *Pest Manag. Sci.* **64**:1082-1083. (doi:10.1002/ps.1660.)
- Nauen, R., Ebbinghaus-Kintscher, U., Elbert, A., Jeschke, P. and Tietjen, K. 2001. Acetylcholine receptors as sites for developing neonicotinoid insecticides. In: Ishaaya I, editor. Biochemical sites important in insecticide action and resistance. *New York: Springer Verlag*. p 77–105.
- Nauen, R., Strobel, J., Tietjen, K., Otsu, Y., Erdelen, C. and Elbert, A. 1996. Aphicidal activity of imidacloprid against a tobacco feeding strain of *Myzus persicae* from Japan closely related to *Myzus nicotianae* and highly resistant to carbamate and organophosphates. *Bull. Entomol. Res.* **86**: 165-171.

- Navarro, S., Carmi, Y., Kashnchi, Y. and Shaaya, E. 1986. Malathion resistance of stored product insects in Israel. *Phytoparasitica* **14**: 273-380.
- Nayan, K. K., Ananatha Krishnan, T. N. and David B. V. 1976. General and applied entomology. Tata McGraw-Hill, New Delhi. 106-110.
- Odenkirchen, E. W. and Eisler, R. 1988. Chlorpyrifos hazards to fish, wildlife, and invertebrates: A synoptic review. Contaminant Hazards Reviews, report no. 13. *Biological report*. **85**: (1-13). U.S. Fish and Wildlife Service, U.S. Department of the Interior.
- Ohkawa, H. 1982. Stereoselectivity of organophosphorous Insecticides. In "Insecticide mode of Action" (Coats, J. R. ed) Academic Press Inc. N. Y. 163-185.
- Olkowski, W., Daar, S. and Olkiwski, H. 1991. Inorganics Organics and Botanicals. In common-sense pest control; Tauton press; Newtown, CT. 1991, 107-127.
- Oppenoorth, F. J. 1985. Biochemical and genetic in insecticide resistance. In: G.A. Kerkut and L.I. Gilbert (eds.) *Comprehen. Insect Physiol. Biochem. and Pharmacol.* **12**: 731-773. Pergamon Press.
- Osamn, D. H. and Brindley, W. A. 1981. Estimating monooxygenase detoxification in field populations. Toxicity and distribution of carbaryl in three species of Labops grassbugs. *Env. Entomol.* **10**: 676.
- Osmitz, T. G. and Hobson, J. F. 1998. An Ecological Risk Assessment of Piperonyl Butoxide, pp. 121-136. In: D. G. Jones (ed.). Piperonyl Butoxide: The Insecticide Synergist. Academic Press, San Diego, CA.
- Osteen, C., 1993. Pesticide use trends and issues in the United States. In: Pimentel D., Lehman H. (eds), The pesticide question: Environment, economics, and ethics. Chapman and Hall, New York, pp307-336.
- Overmyer, J. P., Mason, B. N. and Armbrust, K. L. 2005. Acute Toxicity of Imidacloprid and Fipronil to a Nontarget Aquatic Insect, *Simulium vittatum* Zetterstedt cytospecies IS-7. *Bull. Environ. Contam. Toxicol.* **74**: 872-879. © 2005 Springer Science+Business Media, Inc. DOI: 10.1007/s00128-005-0662-7

- Pap, L., Arvai, G., Bertok, B., Ribai, Z. K. and Bakonyvari, I. 2001. Comparative evaluation of new synergists containing a butynyl type synergophore group and piperonyl butoxide derivatives. *Pest Manag. Sci.* **57**: 186-190.
- Patel, KP; Valand, VM; Patel, SN, 1993. Powder of Neem Seed kernel for control of lesser grain borer (*R. dominica*) in wheat (*Triticum aestivum*). *Indian Journal of Agricultural Sciences.* **63(11)**: 754-755.
- Paul, A., Harrington, L. C. and Scott, J. G. 2006. Evaluation of Novel Insecticides for Control of Dengue Vector *Aedes aegypti* (Diptera: Culicidae). *J. Medi. Entomol.* **43(1)**: 55-60.
- Pauli, B. D., Coulson, D. R., Berrill, M., 1999. Sensitivity of amphibian embryos and tadpoles to Mimic (R) 240 LV insecticide following single or double exposures. *Environ. Toxicol. Chem.*, **18**: 2538–2544.
- Pedigo, L. P. 1996. Entomology and Pest Management. Second Edition. 1996. Prentice-Hall Pub., Englewood Cliffs, NJ. 679.
- Pedigo, L. P. 1999. Entomology and Pest Management. Third Edition... Prentice-Hall, Englewood Cliffs, NJ. 691.
- Pensook, T. 1984. Stored product insect pests of wheat grain their control. *Kasetsart Univ., Bangkok* p. 88-89.
- Pensook-Tauthong,.; Wanleelag, N and Kantarattanukul, S. 1992. Stored product insect pests of wheat and barley and their control. *Kasetsart Univ., Bangkok* p. 88-89.
- Piperakis, S. M., Kontogianni, K., Siffel, C. and Piperakis, M. M., 2006. Measuring the Effects of Pesticides Occupationally Exposed Humans with the Comet Assay. *Environmental Toxicology*, **21**: 355–359.
- Pittendrigh, B. R. and Gaffney, P.J. 2001. Pesticide resistance: Can we make it a renewable resource? *J. Theor. Biol.* **211(4)**: 365-375.
- Plackett, R. L. and Hewlett, P. S. 1952. Quantal responses of two mixtures of poisons. *J. Roy. Statistical Soc. B.* **14**: 141-163.



- Plapp, F. W. 1979. Synergism of pyrethroid insecticides by formamidine against *Heliothis*, a pest of cotton. *J. Econ. Entomol.* **77(5)**: 662-679.
- Pluthers, F. G. and Therlkeld, G. H. 1981. Genetic differences in malathion resistance in *Drosophila melanogaster*. *J. Gen. Entomol.* **74**: 736.
- Pospischil, R. and Smith, G. 1994. Cyfluthrin plus piperonyl butoxide- a promising new stored product protectant. In: Highley, E., Wright, E.J., Banks, H.J., Champ, B.R. (Eds.), *Stored Product Protection, Proceedings of Sixth International Working Conference on Stored-Product Protection, 17-23 April 1994, Canberra, Australia.* CAB International, Wallingford, U.K, pp. 830-832.
- Pospischil, R., Schneider, U., Böcker, T., Junkersdorf, J., Nentwig, G., Smith, G. and Sonneck, R. 1999. Efficacy of Imidacloprid for Cockroach Control in a Gel Bait Formulation. *Pflanzenschutz-Nachrichten Bayer.* **52**: 376-390.
- Potter, C. 1935. The biology and distribution of *Rhyzopertha dominica*. *Royal. Entomol. Soc. Lond. Trans.* **83**: 449-482.
- Powles, S. B. and Holtum, J. A. M., 1994. *Herbicide resistance in plants Biology and Biochemistry*; Lewis Publication; *Boca Raton, FL*: pp.360.
- Prabhaker, N., Castle, S. J., Toscano, N. C. and Henneberry, T. J. 2005. Assessment of cross-resistance potential among neonicotinoid insecticides in *Bemisia tabaci* (Hemiptera: Aleyrodidae). *Bull. Entomol. Res.* **95**: 535-543.
- Prickett, A. J., Muggleton, J. and Liewllin, J. E. 1990. Insecticide resistance in populations of *Oryzaephilus surinamensis* and *Cryptolestes ferrugineus* from grain stores in England and Wales. *Brighton Crop prot. Cont. Pests and diseases*, Brighton, U. K. 1189-1194.
- Qayyam, H. A. and Zafar, M. A. 1978. Research on stored grain pests in Pakistan. PL-480.Rep. Dept. Entomol. Univ. Agri., Faisalabad. pp 2-10.
- Quinlan, L. K., Wilson, J. L. and Davidson, L. I. 1980. Pirimiphos-methyl as a protectant for high moisture stored wheat. *J. Kan. Ent. Soc.* **53(4)**: 825-832.

- Rahim-Muda, A. 1986. Pest problems and the use of pesticides in grain storage in Malaysia. Champ, B. R; Highley, E. Australian Centre for International Agricultural Reserch (Australia); Philippine National Post Harvest Inst. for Research and Extension (Philippines): ASEAN Food Handling Bureau, Kualalmpur (Malaysia). Proceedings on pesticides and humid tropical grain storage systems. Manila (Philippines) 1986.p.11-16. Received Sep 1986.
- Rahman, A. S. M. S. and Akter, M. Y. 2004. Toxicity of chlorpyrifos and cypermethrin and their synergistic effect with PBO against the lesser mealworm *Alphitobius diaperinus* (Panzer). *Univ. J. Zool. Rajshahi University*. **23**: 79-81.
- Rahman, A. S. M. S. and Akter, M. Y. 2006. Toxicity of diazinon and cypermethrin against the American cockroach, *Periplaneta americana* (L). *Univ. J. Zool. Rajshahi University*. **25**: 63-64.
- Rahman, A. S. M. S. and Akter, M. Y. 2008. Potential of cypermethrin or diazinon and their combined action with piperonyl butoxide (PBO) against *Periplaneta Americana* L. *Univ. J. Zool. Rajshahi University*. **27**: 101-102.
- Rahman, A. S. M. S., Akter, M. Y., Rezwana Ferdousi & Waliullah Talukdar<sup>1</sup>. 2007. Toxicity of malathion and lambda-cyhalothrin with piperonyl butoxide against the lesser grain borer, *Rhizopertha dominica*. *Univ. j. zool. Rajshahi University*. **26**:103-105.
- Rahman, S., 2003. Farm-level pesticide use in Bangladesh: determinants and awareness. *Agric. Ecos. Env.*, **95** (1): 241-243.
- Rai, L., Afifi, S. E. D., Fryer, H. C. and Roan, C. C. 1956. The effects of different temperatures and piperonyl butoxide on the action of malathion on susceptible and DDT –resistant strains of houseflies. *J. Econ. Ent.* **49**: 307-310.
- Ranson, H., Jensen, B., Vulule, J. M., Wang, X., Hemingway, J. and Collins, F. H. 2002. Identification of a point mutation in the voltage-gated sodium channel gene of Kenyan *Anopheles gambiae* associated with resistance to DDT and pyrethroids. *Insect Molecular Biology*, **9**: 491-497.

- Rao, J. V., Pavan, Y. S. and Madhavendra, S. S. 2003. Toxic effects of chlorpyrifos on morphology and acetylcholinesterase activity in the earthworm, *Eisenia foetida*. *Ecotoxicol. Environ. Saf.* **54**: 296-301.
- Ray, D. E. 1991. Pesticides Derived from plants and other Organisms in Hayes Jr., Wayland, and Edward, R., Laws, Jr. (eds). *Handbook of Pesticide Toxicol. Academ. Press. Inc. New York, NY.*
- Reinecke, S. A. and Reinecke A. J. 2007. The impact of organophosphate pesticides in orchards on earthworms in the Western Cape, South Africa. *Ecotoxicology and Environmental Safety.* **66**: 244–251. [www.elsevier.com/locate/ecoenv](http://www.elsevier.com/locate/ecoenv).
- Roush, R. T. and Daly, J. C., 1990. The role of population genetics in resistance research and management. 97–152.
- Roush, R. T. and Tabashnik, B. E. 1990. Pesticide resistance in arthropods, Chapman and Hall, New York.
- Sacher, R. M., Metcalf, R. L. and Fukoto, T. R. 1968. Piperonyl naphthyl ethers as selective carbamate synergists. *J. Agric. Fd. Chem.* **16**: 779-786.
- Sahay N, and Agarwal, R. A. 1996. A study on pyrethroid and organophosphate synergism on the snail *Lymnaea acuminata*. *Malays. Appl Biol.* **25(2)**: 9–13.
- Sanchez-Arroyo, H., Koehler, P. G. and Valles, S. M. 2001. Effects of the synergists piperonyl butoxide and S, S, S-tributyl phosphorotrithioate on propoxur pharmacokinetics in *Blattella germanica* (Blattodea: Blattellidae). *J. Econ. Entomol.* **94(5)**: 1209–1216.
- Sattler, C., Harald Kachele, A. and Verch, G. 2007. Assessing the intensity of pesticide use in agriculture. *Agric. Ecosyst. Env.* **119**: 299-304.
- Sawicki, R. M. 1962. Insecticidal activity of pyrethrum extract and its four insecticidal constituents against houseflies. II. Synergistic activity of piperonyl butoxide with the four constituents. *J. Sci. Food. Agric.* **13**: 260-264.

- Schenker, R., Tinembart, O., Humbert-Droz, E., Cavaliero, T. and Yerly, B. 2003. Comparative speed of kill between nitenpyram, fipronil, imidacloprid, selamectin and cythioate against adult *Ctenocephalides felis* (Bouché) on cats and dogs. *Vet. Parasitol.* **112 (3)**: 249-254.
- Schwardt, H. H. 1993. Life history of the lesser grain borer. *J. Kans. Entomol. Soc.* **6**: 61-66.
- Seitz, L. M; Sauer, D. B. 1996. Volatile compounds and odors in grain sorghum infested with common storage insects. *Cereal. Chemistry.* **73**: 744-750.
- Singh, A. and Agarwal, R. A. 1994. Effect of three synthetic pyrethroids to a non-target fish, *Channa striatus*. *Acta Hydrochim Hydrobiol.* **22**: 237-240.
- Singh, L.N. and Pande, N.D. 1975. Correlation studies between insect population, percentage of damage and loss in weight of maize varieties due to *Rhyzopertha dominica* Frb. And *Sitotroga cerealella* Oliv. *Indian J. Ent.* **37(3)**: 239-242.
- Sivanesan, S. D., Krisnamurthi, K., Wachasunder, S. D. and Chakrabarti, T. 2004. Genotoxicity of pesticide waste contaminated soil and its leachate. *Biomed. Environ. Sci.* **17**: 257-265.
- Smallman, B. N. and Mansingh, A. 1969. The cholinergic system in insect development. *Ann. Rev. Ent.*, **14**: 387 - 408.
- Smith, R. F. and van den Bosch, R. 1967. Integrated control. In Kilgore and, W. W. and Douth, R. L. (ed.) *Pest Control: Biological, Physical, and Selected Chemical Methods*. New York: Academic Press, 295-340.
- Snelson, J. T., 1987. *Grain Protectants*, Australian Centre for International Agricultural Research, Canberra, Australia, 448 pp.
- Soloway, S. B., Henry, A. C., Kollmeyer, W. D., Pedgen, W. M., Powell, J. E., Roman, S. A., Tieman, C. H., Corey, R. A. and Horney C. A. 1979. Nitromethylene insecticides. In: Geissbuhler, H., Brookes G. T. and Kearney, P. C. (Eds.). *Advances in pesticides Science, Part-2*. Pergamon, Oxford, pp 206-227.

- Sorensen, S. R., Bending, G. D., Jacobson, C. S., Walker, A., Aamand, J., 2003. Microbial degradation of isoproturon and related phenylurea herbicides in and below agricultural fields. *FEMS Microbiol. Ecol.*, **45**: 1-11.
- Steelman, C. D. 2008. Comparative Susceptibility of Adult and Larval Lesser Mealworms, *Alphitobius diaperinus* (Panzer) (Coleoptera: Tenebrionidae), Collected from Broiler Houses in Arkansas to Selected Insecticides. *J. Agric. Urban Entomol.*, **25**(2): 111-125.
- Storey, C. L., Sauer, D. B. and Walke, D. 1984. Present use of pest management practices in wheat, corn, and oats stored on the farm. *J. Econ. Entomol.* **77**(2): 784-788.
- Subramanian, B.H., Harein, P. K. and Cutkomp, L. K. 1989. Organophosphate resistance in adults of red flour beetle (Coleoptera: Tenebrionidae) and sawtoothed grain beetle (Coleoptera: Cucujidae) infesting barley stored on farms in Minnesota. *J. Econ. Entomol.* **82**: 989-995.
- Suchail, S., Guez, D. and Belzunces, L. 2001. Discrepancy between acute and chronic toxicity induced by imidacloprid and its metabolites in *Apis mellifera*. *Environ. Toxicol. Chem.* **20**: 2482-2486.
- Sudesh, Jood; Kapoor, A. C.; Ram, Singh.; Jood, S.; Singh, R. 1996. Effect of insect infestation and storage on lipids of cereal grains. *J. Agric. & Food. Chem.* **44**: 1502-1506.
- Summer, W. A., II. Harein, P. K. and Subramanyam. B. h. 1988. Malathion resistance in larvae of some southern Minnesota populations of the Indianmeal moth, *Plodia interpunctella* (Hübner) (Lepidoptera: Pyralidae), infesting bulk-stored shelled corn. *Great Lakes Entomol.* **21**: 133 - 137.
- Sun, Y. P. and Johnson, E. R. 1960a. Synergistic and antagonistic actions of insecticide-synergist combinations and their mode of action. *J. Agric. Food chem.* **8**: 261-266.
- Sun, Y. P. and Johnson, E. R. 1960b. Analysis of joint action of insecticides against houseflies. *J. Econ. Ent.* **53**: 887-892.

- Tagatz, M. E., Gregory, N. R. and Plaia, G. R. 1982. Effects of chlorpyrifos on field and laboratory\_developed estuarine benthic communities. *J. Toxicol. Environ. Helth.* **10**: 411-421.
- Taher, K. F. and Abo, Zuheira, R. A. 1987. Insect infesting stored wheat in the kingdom of Saudi Arabia and their method of control. Saudi Arabian Ministry of Agriculture and Water and *FAO. UTFN. SAW. 002. SAU. Kl. A. 2*: 15.
- Taher, M. And Cutkomp, L.K. 1983. Effects of sublethal doses of DDT and three other insecticides on *Tribolium confusum* Duval (Coleoptera:Tenebrionidae). *J. Stored prod. Res.* **19**:43-50.
- Tanaka, T., 1993. Behavioural effects of piperonyl butoxide in male mice. *Toxicol. Lett.*, **69**: 155-161.
- Tariq-Mahmood; Ahmad M.S. and Ahmad H. 1996. Dispersion of stored grain insect pests in a wheat-field silo. *Inter national journal of pest management.* **42(4)**: 321-324.
- Taylor, R.W.D., 1989. Phosphine a major yrain funiyasnt at risk. *Int. Pest control.* **31**:10-14.
- Testa, B. and Jenner, P. 1981. Inhibitors of Cytochrome P-450s and their mechanism of action. *Drug Metab. Rev.* **12**: 1- 117.
- Thalavaisundaram, S., Herron, G. A., Clift, A. D. and Rose, H. 2008. Pyrethroid resistance in *Frankliniella occidentalis* (Pergande) (Thysanoptera: Thripidae) and implications for its management in Australia. *Aust. J. Ento.* **47**: 64-69.
- Tiwari, S.C, Rao, A.S. and Dwivedi, B. K. 1989. Effects of storage period and interspecific competition among *Sitophilus oryzae* Linn., *Rhizopertha dominica* (Feb.) and *Tribolium castaneum* Herbst on their population build up and the resultant loss to 6 varieties of wheat. *Indian J. Ent.* **51(4)**: 411-415.

- Tomizawa, M. and Casida, J. E. 2003. Selective toxicity of neonicotinoids attributable to specificity of insect and mammalian nicotinic receptors. *Ann Rev Entomol.* **48**:339.
- Tomlin, C. D. S. 2000. *The Pesticide Manual*. Alton, Hampshire, UK, Br. Crop Protection Council. 1344 pp. 13<sup>th</sup> ed.
- Tomlin, C. D. S., 2003. *The Pesticide Manual*. Alton, Hampshire, UK: Br. Crop Protection Council. 1344 pp. 13<sup>th</sup> ed.
- Tozzi, A. 1998. A Brief of the Development of Piperonyl Butoxide as an Insecticide Synergist. In: Jones DG (eds), Piperonyl Butoxide: The Insecticide Synergist. *Acade. Press*, London, 1-6.
- U.S. National Library of Medicine. 1995. Hazardous Substances Databank. Bethesda, MD, 10-9.
- Van Herk, W. G., Vernon, R. S., Tolman, J. H. and Saavedra, H. O., 2008. Mortality of a Wireworm, *Agriotes obscurus* (Coleoptera: Elateridae), after Topical Application of Various Insecticides. *J. Econ. Entomol.* **101**(2): 375-383.
- Veldstra, H. 1956. Synergism and potentiation. *Pharmacological Reviews*, **8**: 339-387.
- Venkateswara, R. J. 2006. Toxic effects of novel organophosphorus insecticide (RPR-V) on certain biochemical parameters of euryhaline fish, *Oreochromis mossambicus*. *Pestic. Biochem. Physiol.* **186**: 78-84.
- Wachs, H. 1947. Synergistic insecticides Science (Washington). **105 (2733)**: 530-531.
- Waichman, A. V., Eve, E., Nina, N. C., 2007. Do farmers understand the information displayed on pesticide product labels? A key question to reduce pesticides exposure and risk of poisoning in the Brazilian Amazon. *Crop Protection.*, **26**: 576-583.

- Wang, B., Ruitong, G. A. O., Mastro, V. C. and Reardon, R. C. 2005. Toxicity of Four Systemic Neonicotinoids to Adults of *Anoplophora glabripennis* (Coleoptera: Cerambycidae). *J. Econ. Entomol.* **98** (6): 2292-2300.
- Ware, G. W. 1975. Pesticide an auto tutorial approach. W. H. Freeman., San Fransisco. Pp. 191.
- Ware, G. W. and Roan, C. C. 1958. The interaction of Piperonyl butoxide with malathion and five analogs applied to male houseflies. *J. Econ. Entomol.* **51**: 825-827.
- Ware, G., 2000. The Pesticides Book. Thomson Publications. Fresno, California. <http://www.entomology.umn.edu/cues/nontarget/lacewing.html>
- Welling. W., Blaakmeer, P. T., Vink, G. J. and Voerman, S. 1971. *In vitro* hydrolysis of paraoxon by parathion resistance house flies. *Pestic. Biochem. Physiol.* **1**: 61-70.
- Wilber, D. A. and Mills, R. B. 1985. stored grain insects. In: Fundamental of Applied Entomology. (R.F. pfadfct.) 3rd edn.. Mac Millan Publz co. inc. New York pp. 73-81.
- Wilkins, R. M. and Khalequzzaman, M.1993. Environmental interactions of pesticides: synergism of permethrin by simazine against the house fly. *Proceeding of Brighton Crop Protection Conf.* **1**: 157-162.
- Wilkins, R. M., Saleem, M. A. and Rajendran, C. 1995. Synergism of insecticidal action and effects on detoxifying enzymes in viva of lamda-cyhalothrin and Malathion by some Mitrogen hetero cycles in resistant and susceptible strains of *Tribolium castaneum*. *Pestic. Sci.* **43**: 321-331.
- Wilkinson, C. F. 1976. Insecticide biochemistry and physiology. Plenum press. NY.
- Willoughby, L., Batterham, P. and Daborn. P. J. 2007. Piperonyl butoxide induces the expression of cytochrome P450 and glutathione S-transferase genes in *Drosophila melanogaster*. *Pest Manag. Sci.* **63**: 803-808.



- Wollweber, D. and Tietjen, K. 1999. Chloronicotinyl insecticides: a success of the new chemistry. In: Yamamoto I, Casida JE, editors. *Nicotinoid Insecticides and the nicotinic acetylcholine receptor*. Tokyo: *Springer Verlag*. 109–125.
- Worrall, F. and Besien, T. 2005. The vulnerability of groundwater to pesticide contamination estimated directly from observations of presence or absence in wells. *J. Hydrol.* **303**: 92-107.
- Worthing, C. R., and Walker, S. B. 1987. *The Pesticide Manual*. The British crop protection council, London. 1081.
- Wright, V. F.; Mills, R. B.; Willcuts, B. J. 1989. Methods for culturing stored grain insects. Toward insect resistant maize for the third world. Mexico, DF (Mexico). CIMMYT. p. 74-83.
- Wu, G., Miyata, T., Kang, C. Y. and Xie, L. H. 2007. Insecticide toxicity and synergism by enzyme inhibitors in 18 species of pest insect and natural enemies in crucifer vegetable crops. *Pest Manag. Sci.* **63(5)**: 500-510.
- Yan, D. Y., Jiang, X., Yu, G. F., Zhao, Z. H., Bian, Y. R. and Wang, F. 2006. Quantitative structure-toxicity relationships of organophosphorous pesticides to fish (*Cyprinus carpio*). *Chemosphere.* **63**: 744-750.
- Yang, P. Y., Tsao, T. C., Lin, Y., 2000. Carbofuran-induced delayed neuropathy. *J. Clin Toxicol.*, **38(1)**: 43–46.
- Young, S. J., Gunning, R. V. and Moores, G. D. 2005. The effect of piperonyl butoxide on pyrethroid-resistance-associated esterases in *Helicoverpa armigera* (Hubner) (Lepidoptera: Noctuidae). *Pest Manag Sci.* **61**: 397–401.
- Young, S. J., Gunning, R. V. and Moores, G. D. 2006. Effect of pretreatment with piperonyl butoxide on pyrethroid efficacy against insecticide-resistant *Helicoverpa armigera* (Lepidoptera: Noctuidae) and *Bemisia tabaci* (Sternorrhyncha: Aleyrodidae). *Pest Manag. Sci.* **62(2)**: 114–119.

- Zettler, J. L. 1982. Insecticide resistance in selected stored product insects infesting peanuts in the south eastern United States, *J. Econ. Entomol.* **67**(5): 359-362.
- Zettler, J. L. and Cuperus, G. W. 1990. Pesticide resistance in *Tribolium castaneum* (Coleoptera: Tenebrionidae) and *Rhyzopertha dominica* (Coleoptera: Bostrichidae) in wheat. *J. Econ. Entomol.* **83**:1977-1981.
- Zhang, A., Kayser, H, Maiefisch, P. and Casida, J. E. 2000. Insect nicotinic acetylcholine receptor: conserved neonicotinoid specificity of [3H] imidacloprid binding site. *J. Neurochem.* **75**:1294-1303.
- Zhao, J. Z., Bishop, B. A. and Grafius, E. J. 2000. Inheritance and Synergism of Resistance to Imidacloprid in the Colorado Potato Beetle (Coleoptera: Chrysomelidae). *J. Econ. Entomol.* **93**(5): 1508-1514(7).



# Chapter Six

## Appendices

## APPENDICES

**Appendix table I:** Effect of Chlorpyrifos (Dursban 50EC) on *R. dominica* adults after 24 hours of exposure.

Dose $\mu\text{g cm}^{-2}$	Log dose	Num.	Kill	% kill	Corr %	Emp probit	Expt probit	Work probit	Weight	Final probit
0.469	1.6711	50	42	84	84	5.99	5.9599	6.02	23.55	5.968
0.2345	1.3701	50	34	68	68	5.47	5.5920	5.44	29.05	5.603
0.1172	1.0691	50	30	60	60	5.25	5.2240	5.28	31.35	5.238
0.0586	0.7679	50	26	52	52	5.05	4.8559	5.07	31.35	4.873
0.0293	0.4668	50	13	26	26	4.36	4.4880	4.36	27.9	4.508
Contr.		50								
$Y = 3.943227 + 1.211645 X$ Log LD <sub>50</sub> IS 0.8721803 LD <sub>50</sub> is 0.07450					No significant heterogeneity Chi-squared is 2.711205 with 3 degrees of freedom 95% Conf limits are 0.0531321 to 0.1044729					

**Appendix table II:** Effect of Cypermethrin (Cythrin) on *R. dominica* adults after 24 hours of exposure.

Dose $\mu\text{g cm}^{-2}$	Log dose	Num.	Kill	% kill	Corr %	Emp probit	Expt probit	Work probit	Weight	Final probit
3.93	1.5943	50	48	96	96	6.75	6.6305	6.72	11.9	6.581
1.96	1.2922	50	40	80	80	5.85	5.9734	5.87	23.55	5.934
0.982	0.9921	50	32	64	64	5.36	5.3206	5.34	30.8	5.291
0.491	0.6910	50	15	30	30	4.48	4.6659	4.47	30.05	4.646
0.245	0.3891	50	10	20	20	4.16	4.0093	4.16	21.95	3.999
Contr.		50								
$Y = 3.16517 + 2.142868 X$ Log LD <sub>50</sub> is 0.8562499 LD <sub>50</sub> is 0.7182075					No significant heterogeneity Chi-squared is 1.91024 with 3 degrees of freedom 95% Conf limits are 0.5898882 to 0.87444					

**Appendix table III:** Effect of Imidacloprid (Imitaf) on *R. dominica* adults after 24 hours of exposure.

Dose $\mu\text{g cm}^{-2}$	Log dose	Num.	Kill	% kill	Corr %	Emp probit	Expt probit	Work probit	Weight	Final probit
9.83	1.9925	50	44	88	88	6.18	6.2056	6.12	18.5	6.180
4.92	1.6919	50	38	76	75	5.67	5.6823	5.67	27.9	5.667
2.46	1.3909	50	30	60	58	5.2	5.1581	5.19	31.7	5.153
1.23	1.0899	50	20	40	38	4.69	4.6339	4.68	30.05	4.639
0.615	0.7888	50	10	20	17	4.05	4.1098	4.05	23.55	4.125
Contr.		50								
$Y = 2.778646 + 1.707447 X$ Log $LD_{50}$ is 1.30098 $LD_{50}$ is 1.99977					No significant heterogeneity Chi-squared is 0.272495 with 3 degrees of freedom 95% Conf limits are 1.583882 to 2.524859					

**Appendix table IV:** Effect of Carbaryl (Sevin) on *R. dominica* adults after 24 hours of exposure.

Dose $\mu\text{g cm}^{-2}$	Log dose	Num.	Kill	% kill	Corr %	Emp probit	Expt probit	Work probit	Weight	Final probit
16.71	1.2229	50	48	96	96	6.75	6.2682	6.53	18.5	6.246
8.3500	0.9216	50	36	72	71	5.55	5.6905	5.55	27.9	5.678
4.177	0.6208	50	24	48	47	4.92	5.1138	4.91	31.7	5.110
2.088	0.3197	50	18	36	35	4.61	4.5365	4.6	29.05	4.541
1.044	0.0187	50	10	20	18	4.08	3.9594	4.10	20.25	3.973
Contr.		50								
$Y = 3.938334 + 1.887559 X$ Log $LD_{50}$ is 0.5624548 $LD_{50}$ is 3.651361					No significant heterogeneity Chi-squared is 3.676903 with 3 degrees of freedom 95% Conf limits are 2.949692 to 4.519942					

**Appendix table V:** Effect of Chlorpyrifos (Dursban) in mixture of Piperonyl butoxide 1:1 on *R. dominica* adults after 24 hours of exposure.

Dose $\mu\text{g cm}^{-2}$	Log dose	Num.	Kill	% kill	Corr %	Emp probit	Expt probit	Work probit	Weight	Final probit
0.149	2.1731	50	20	40	39	4.72	4.7832	4.71	30.8	4.771
0.0745	1.8721	50	18	36	35	4.61	4.5691	4.6	29.05	4.565
0.0372	1.5705	50	15	30	29	4.45	4.3545	4.45	26.6	4.358
0.0186	1.2695	50	10	20	18	4.08	4.1403	4.09	23.55	4.152
0.0095	0.9777	50	8	16	14	3.92	3.9328	3.92	20.25	3.952
Contr.		50	1							
$Y = 3.282267 + 0.6849963 X$ LOG LD <sub>50</sub> is 2.507653 LD <sub>50</sub> is 0.3218498					No significant heterogeneity Chi-squared is 0.4965029 with 3 degrees of freedom 95% confidence limits are 0.0840482 to 1.232476					

**Appendix table VI:** Effect of Chlorpyrifos (Dursban) in mixture of Piperonyl butoxide 1:5 on *R. dominica* adults after 24 hours of exposure.

Dose $\mu\text{g cm}^{-2}$	Log dose	Num.	Kill	% kill	Corr %	Emp probit	Expt probit	Work probit	Weight	Final probit
0.447	1.6503	50	22	44	43	4.82	4.9112	4.81	31.7	4.902
0.225	1.3521	50	20	40	39	4.72	4.7022	4.71	30.8	4.697
0.112	1.0492	50	19	38	37	4.67	4.4898	4.69	27.9	4.489
0.056	0.7482	50	12	24	22	4.23	4.2788	4.21	25.1	4.281
0.028	0.4471	50	9	18	16	4.01	4.0677	3.99	21.95	4.074
Contr.		50	1							
$Y = 3.766681 + 0.688451 X$ LOG LD <sub>50</sub> is 1.79144 LD <sub>50</sub> is 0.6186434					No significant heterogeneity Chi-squared is 1.617472 with 3 degrees of freedom 95% confidence limits are 0.2112887 to 1.81136					

**Appendix table VII:** Effect of Chlorpyrifos (Dursban) in mixture of Piperonyl butoxide 1:10 on *R. dominica* adults after 24 hours of exposure.

Dose $\mu\text{g cm}^{-2}$	Log dose	Num.	Kill	% kill	Corr %	Emp probit	Expt probit	Work probit	Weight	Final probit
0.8195	1.9135	50	24	48	47	4.92	5.0076	4.92	31.85	4.998
0.4097	1.6125	50	22	44	43	4.82	4.7963	4.81	30.8	4.794
0.2078	1.3176	50	20	40	39	4.72	4.5895	4.71	29.05	4.594
0.1024	1.0103	50	14	28	27	4.39	4.3738	4.39	26.6	4.385
0.0512	0.7092	50	10	20	18	4.08	4.1625	4.09	23.55	4.181
Contr.		50	1							
$Y = 3.699681 + 0.6787348 X$ LOG LD <sub>50</sub> is 1.915798 LD <sub>50</sub> is 0.8237553					No significant heterogeneity Chi-squared is 0.7744894 with 3 degrees of freedom 95% confidence limits are 0.3251226 to 2.087129					

**Appendix table VIII:** Effect of Cypermethrin (Cythrin) in mixture of Piperonyl butoxide 1:1 on *R. dominica* adults after 24 hours of exposure.

Dose $\mu\text{g cm}^{-2}$	Log dose	Num.	Kill	% kill	Corr %	Emp probit	Expt probit	Work probit	Weight	Final probit
1.4364	2.1572	50	36	72	71	5.55	5.6139	5.55	27.9	5.629
0.7182	1.8562	50	30	60	59	5.23	5.2330	5.25	31.35	5.249
0.3591	1.5552	50	25	50	49	4.97	4.8521	4.99	31.35	4.868
0.1795	1.2540	50	16	32	31	4.5	4.4710	4.51	27.9	4.488
0.0897	0.9528	50	9	18	16	4.01	4.0898	3.99	21.95	4.107
Contr.		50	1							
$Y = 2.903613 + 1.263668 X$ LOG LD <sub>50</sub> is 1.65897 LD <sub>50</sub> is 0.4560053					No significant heterogeneity Chi-squared is 0.9553413 with 3 degrees of freedom 95% confidence limits are 0.3358331 to 0.6191792					

**Appendix table IX:** Effect of Cypermethrin (Cythrin) in mixture of Piperonyl butoxide 1:5 on *R. dominica* adults after 24 hours of exposure.

Dose $\mu\text{g cm}^{-2}$	Log dose	Num.	Kill	% kill	Corr %	Emp probit	Expt probit	Work probit	Weight	Final probit
4.3092	1.6343	50	43	86	86	6.08	6.2059	6.02	18.5	6.193
2.1546	1.3333	50	40	80	80	5.85	5.6960	5.82	27.9	5.685
1.0773	1.0323	50	30	60	60	5.25	5.1860	5.24	31.7	5.178
0.5386	0.7312	50	17	34	34	4.59	4.6759	4.57	30.05	4.670
0.2693	0.4302	50	10	20	20	4.16	4.1659	4.17	23.55	4.162
Contr.		50	0							
$Y = 3.437418 + 1.686196 X$ LOG LD <sub>50</sub> is 0.9266906 LD <sub>50</sub> is 0.8446768					No significant heterogeneity Chi-squared is 1.400372 with 3 degrees of freedom 95% confidence limits are 0.6659643 to 1.071347					

**Appendix table X:** Effect of Cypermethrin (Cythrin) in mixture of Piperonyl butoxide 1:10 on *R. dominica* adults after 24 hours of exposure.

Dose $\mu\text{g cm}^{-2}$	Log dose	Num.	Kill	% kill	Corr %	Emp probit	Expt probit	Work probit	Weight	Final probit
7.9002	1.8976	50	48	96	96	6.75	6.7439	6.71	10.4	6.706
3.95	1.5965	50	44	88	88	6.18	6.1490	6.17	20.25	6.120
1.975	1.2955	50	35	70	69	5.5	5.5541	5.47	29.05	5.534
0.987	0.9943	50	25	50	48	4.95	4.9588	4.94	31.7	4.948
0.4935	0.6932	50	15	30	27	4.39	4.3640	4.39	26.6	4.363
Contr.		50	2							
$Y = 3.014231 + 1.945469 X$ LOG LD <sub>50</sub> is 1.020715 LD <sub>50</sub> is 1.048854					No significant heterogeneity Chi-squared is 0.210804 with 3 degrees of freedom 95% confidence limits are 0.8310498 to 1.323741					



**Appendix table XI:** Effect of Imidacloprid (Imitaf) in mixture of Piperonyl butoxide 1:1 on *R. dominica* adults after 24 hours of exposure.

Dose $\mu\text{g cm}^{-2}$	Log dose	Num.	Kill	% kill	Corr %	Emp probit	Expt probit	Work probit	Weight	Final probit
3.67	1.5646	50	40	80	80	5.85	5.8654	5.8	25.15	5.828
1.837	1.2641	50	34	68	68	5.47	5.4154	5.45	30.05	5.388
0.918	0.9628	50	22	44	44	4.85	4.9642	4.84	31.7	4.946
0.459	0.6618	50	18	36	36	4.64	4.5135	4.62	29.05	4.505
0.229	0.3598	50	8	16	16	4.01	4.0613	3.99	21.95	4.063
Contr.		50	0							
$Y = 3.535997 + 1.465302 X$ LOG LD <sub>50</sub> is 0.9991133 LD <sub>50</sub> is 0.9979604					No significant heterogeneity Chi-squared is 1.054104 with 3 degrees of freedom 95% confidence limits are 0.7674738 to 1.297666					

**Appendix table XII:** Effect of Imidacloprid (Imitaf) in mixture of Piperonyl butoxide 1:5 on *R. dominica* adults after 24 hours of exposure.

Dose $\mu\text{g cm}^{-2}$	Log dose	Num.	Kill	% kill	Corr %	Emp probit	Expt probit	Work probit	Weight	Final probit
11.022	2.0422	50	44	88	88	6.18	6.3259	6.13	16.8	6.318
5.511	1.7412	50	40	80	80	5.85	5.8500	5.8	25.15	5.850
2.755	1.4401	50	36	72	71	5.55	5.3741	5.52	30.8	5.382
1.377	1.1389	50	28	56	55	5.13	4.8980	5.15	31.35	4.914
0.688	0.8375	50	11	22	20	4.16	4.4217	4.18	27.9	4.446
Contr.		50	1							
$Y = 3.144272 + 1.554291 X$ LOG LD <sub>50</sub> is 1.193939 LD <sub>50</sub> is 1.562929					No significant heterogeneity Chi-squared is 4.984581 with 3 degrees of freedom 95% confidence limits are 1.183776 to 2.063521					

**Appendix table XIII:** Effect of Imidacloprid (Imitaf) in mixture of Piperonyl butoxide 1:10 on *R. dominica* adults after 24 hours of exposure.

Dose $\mu\text{g cm}^{-2}$	Log dose	Num.	Kill	% kill	Corr %	Emp probit	Expt probit	Work probit	Weight	Final probit
20.207	1.3054	50	47	94	94	6.55	6.6097	6.54	11.9	6.621
10.103	1.0044	50	42	84	84	5.99	6.0670	5.96	21.95	6.073
5.05	0.7032	50	38	76	76	5.71	5.5242	5.66	29.05	5.525
2.525	0.4022	50	27	54	53	5.08	4.9815	5.06	31.7	4.977
1.26	0.1003	50	13	26	24	4.29	4.4373	4.3	27.9	4.427
Contr.		50	1							
$Y = 4.244848 + 1.820536 X$ LOG LD <sub>50</sub> is 0.414797 LD <sub>50</sub> is 2.598945					No significant heterogeneity Chi-squared is 1.634022 with 3 degrees of freedom 95% confidence limits are 2.026392 to 3.333271					

**Appendix table XIV:** Effect of Carbaryl (Sevin) in mixture of Piperonyl butoxide 1:1 on *R. dominica* adults after 24 hours of exposure.

Dose $\mu\text{g cm}^{-2}$	Log dose	Num.	Kill	% kill	Corr %	Emp probit	Expt probit	Work probit	Weight	Final probit
7.302	1.8634	50	40	80	80	5.85	5.9099	5.87	23.55	5.912
3.651	1.5624	50	35	70	69	5.5	5.5130	5.47	29.05	5.514
1.825	1.2612	50	30	60	59	5.23	5.1160	5.21	31.7	5.116
0.912	0.9599	50	21	42	41	4.77	4.7188	4.76	30.8	4.719
0.456	0.6589	50	12	24	22	4.23	4.3220	4.23	26.6	4.321
Contr.		50	1							
$Y = 3.451457 + 1.320449 X$ LOG LD <sub>50</sub> is 1.17274 LD <sub>50</sub> is 1.48847					No significant heterogeneity Chi-squared is 0.6717568 with 3 degrees of freedom 95% confidence limits are 1.11206 to 1.992286					

**Appendix table XV:** Effect of Carbaryl (Sevin) in mixture of Piperonyl butoxide 1:5 on *R. dominica* adults after 24 hours of exposure.

Dose $\mu\text{g cm}^{-2}$	Log dose	Num.	Kill	% kill	Corr %	Emp probit	Expt probit	Work probit	Weight	Final probit
21.906	1.3405	50	44	88	88	6.18	6.2559	6.12	18.5	6.231
10.953	1.0395	50	40	80	80	5.85	5.7850	5.83	26.6	5.772
5.4765	0.7384	50	32	64	63	5.33	5.3140	5.31	30.8	5.312
2.738	0.4374	50	24	48	47	4.92	4.8429	4.94	31.35	4.853
1.369	0.1364	50	13	26	24	4.29	4.3720	4.29	26.6	4.393
Contr.		50	1							
$Y = 4.185543 + 1.526538 X$ LOG LD <sub>50</sub> is 0.5335324 LD <sub>50</sub> is 3.416114					No significant heterogeneity Chi-squared is 0.7794876 with 3 degrees of freedom 95% confidence limits are 2.595282 to 4.496558					

**Appendix table XVI:** Effect of Carbaryl (Sevin) in mixture of Piperonyl butoxide 1:10 on *R. dominica* adults after 24 hours of exposure.

Dose $\mu\text{g cm}^{-2}$	Log dose	Num.	Kill	% kill	Corr %	Emp probit	Expt probit	Work probit	Weight	Final probit
40.161	1.6037	50	48	96	96	6.75	6.6380	6.72	11.9	6.556
20.08	1.3027	50	41	82	82	5.92	6.0829	5.88	21.95	6.026
10.04	1.0017	50	36	72	71	5.55	5.5279	5.52	29.05	5.496
5.02	0.7006	50	25	50	49	4.97	4.9729	4.96	31.7	4.966
2.51	0.3996	50	15	30	29	4.45	4.4180	4.45	27.9	4.436
Contr.		50	1							
$Y = 3.732674 + 1.76097 X$ LOG LD <sub>50</sub> is 0.7196748 LD <sub>50</sub> is 5.244146					No significant heterogeneity Chi-squared is 0.8106918 with 3 degrees of freedom 95% confidence limits are 4.061039 to 6.77193					